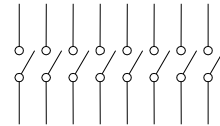
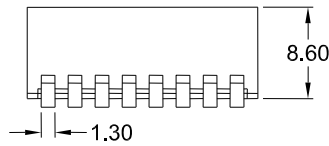



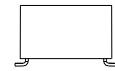
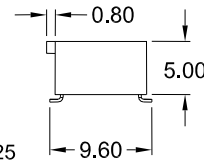
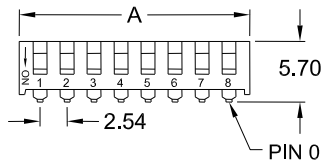

Extended Actuator



Extended Actuator

Low Profile Actuator

Low Profile Actuator



Position	2	4	6	8	10
Dim. "A"	6.50	11.60	16.70	21.70	26.70

Unit: mm

Construction	PCB SMT Layout	Option
		<p>Tape sealed</p>

SPECIFICATIONS

Electrical data

Contact Rating	
-switching	25 mA, 24 V DC
-non-Switching	100 mA, 50 V DC
Contact Resistance	
-initial	50 mΩ max.
-after life test	100 mΩ max.
Insulation Resistance	1000 MΩ min. at 100 V DC
Withstanding Voltage	500 V AC for 1 Minute
Capacitance between adjacent switches	5 pF max.

Mechanical and Environmental data

Operating Temperature	-25°C to +70°C
Storage Temperature	-40°C to +85°C
Soldering Temperature	
-SMT reflow soldering	250°C +0/-5°C for 10 sec.
Operating Force	800 gf max.
Mechanical Life	1000 operations
Vibration	10 Hz – 50 Hz – 10 Hz for 6 hours

FEATURES

- Edge actuated (piano type) easy setting on closely racked PCB
- Tactile response is performed directly by larger contact pressure to ensure very stable contact
- All plastic are UL 94V-0 grade fire retardant
- Twin contact design to ensure stable contact
- Contact wiping on make and break
- Gold plated contacts to ensure low contact resistance, and tin plated terminal to prevent contamination during soldering (*gold/tin*)

How to order

DPA – 1 xx – XX Xx Z

Nbr of positions	Actuator and "ON/OFF" Position	Packing and Sealing
<p>see under position/dimension box above</p> <p>Example: 2 Position = 02 4 Position = 04 etc.</p>	<p>EA = Extended Actuator; Top side OFF</p> <hr/> <p>LA = Low Profile Actuator; Top side OFF</p>	<p>00 = Tube packing 10 = Reel packing</p> <hr/> <p>00 = Tube packing 10 = Reel packing T0 = Tube packing & Tape sealed T1 = Reel packing & Tape sealed</p>