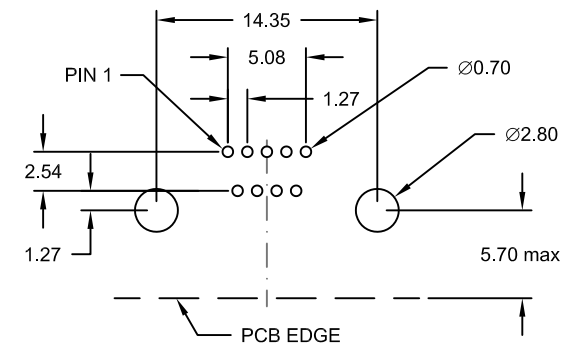
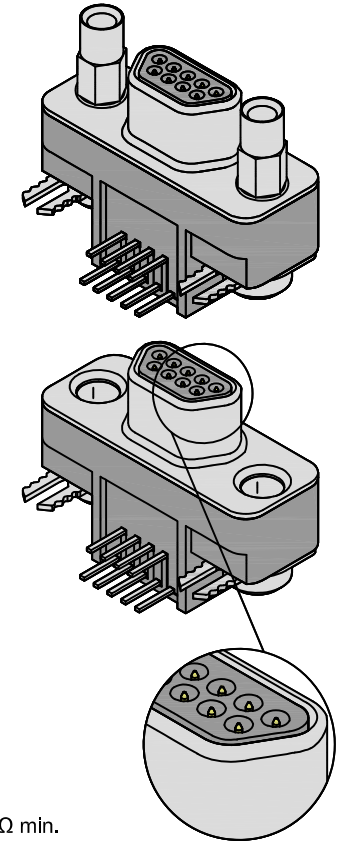
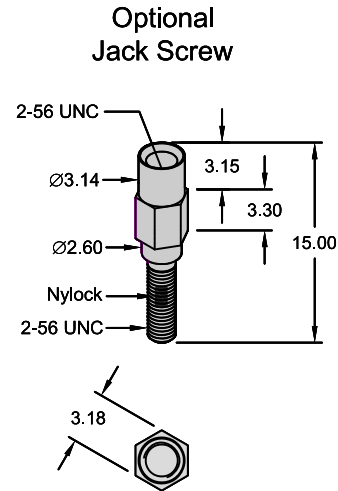
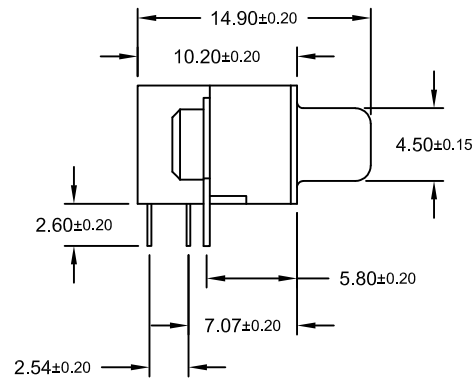
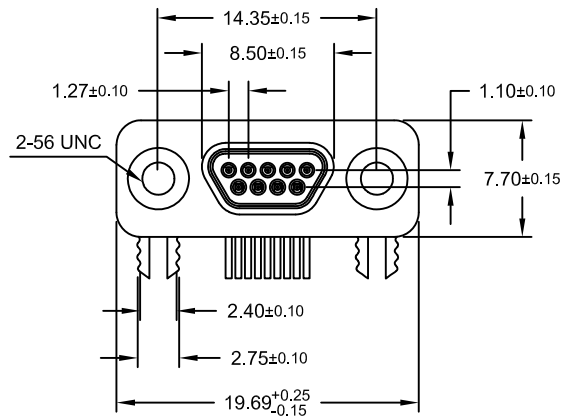
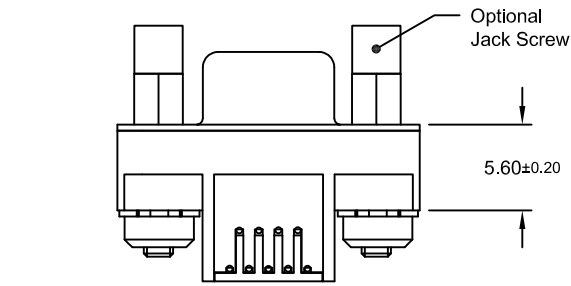


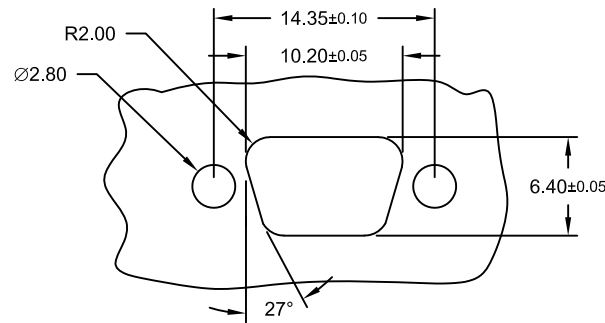
REV.	DESCRIPTION	DATE	DRAWN
A	New	25.08.2010	Ronny
B	general update	25.07.2019	Ronny

Order Code MSM-009-SS97-97/NX

Option
no suffix = w/o Jack Screw (Standard)
J = with Jack Screw



Recommended PCB Layout
(Tolerance ±0.05)



Recommended Panel cutout
(Tolerance ±0.05)

Specifications

Electrical

Current rating: 1A
Insulation resistance: 1000MΩ min.
Dielectric withstanding: 500V AC
Contact resistance: 45mΩ max.
Operating temperature: -55°C to +85°C

Materials

Contact: Copper Alloy
Plating: Contact area: Au 15μ" over Ni
Solder area: Sn over Ni
Insulator: PBT UL 94V-0
Shell: Cold roller Steel
Plating: Bright Sn over Cu



E-tec 2019 © - all rights reserved



UNIT	GENERAL TOLERANCE		DRAWN	DATE
mm	X.° ±	X. ±	Ronny	25.08.2010
SCALE	.X° ±	.X ±	CHECK	DATE
Free	.XX° ±	.XX ± 0.15	Ronny	25.07.2019
	.XXX° ±	.XXX ±	APPROVE	DATE
			Fagi	25.07.2019

DWG. NO.	SHEET 1/1
MSM-009-SS97	REV. B
SERIES NO.	
MSM-xxx-SS97-xx/NX	

Micro D-Sub Connector
-THT- right angle
9 - contact Male