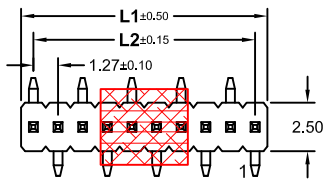
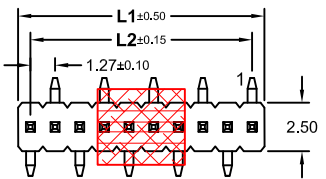


No. of Pin	Dimension (mm)		
	Single Row	Dual Row	
003	006	2,54	3,81
004	008	3,81	5,08
005	010	5,08	6,35
006	012	6,35	7,62
007	014	7,62	8,89
008	016	8,89	10,16
009	018	10,16	11,43
010	020	11,43	12,70
011	022	12,70	13,97
012	024	13,97	15,24
013	026	15,24	16,51
014	028	16,51	17,78
015	030	17,78	19,05
016	032	19,05	20,32
017	034	20,32	21,59
018	036	21,59	22,86
019	038	22,86	24,13
020	040	24,13	25,40
021	042	25,40	26,67
022	044	26,67	27,94
023	046	27,94	29,21
024	048	29,21	30,48
025	050	30,48	31,75
026	052	31,75	33,02
027	054	33,02	34,29
028	056	34,29	35,56
029	058	35,56	36,83
030	060	36,83	38,10
031	062	38,10	39,37
032	064	39,37	40,64
033	066	40,64	41,91
034	068	41,91	43,18
035	070	43,18	44,45
036	072	44,45	45,72
037	074	45,72	46,99
038	076	46,99	48,26
039	078	48,26	49,53
040	080	49,53	50,80
041	082	50,80	52,07
042	084	52,07	53,34
043	086	53,34	54,61
044	088	54,61	55,88
045	090	55,88	57,15
046	092	57,15	58,42
047	094	58,42	59,69
048	096	59,69	60,96
049	098	60,96	62,23
050	100	62,23	63,50

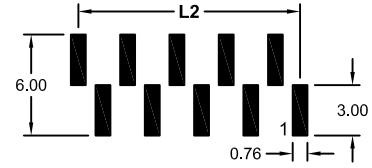
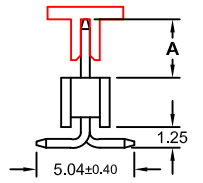
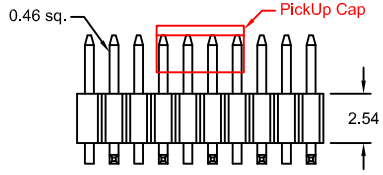
Single Row - **SP1 Series**



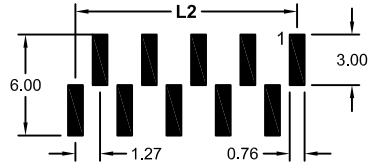
380 Style



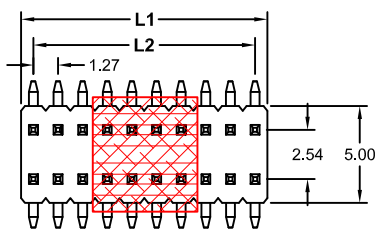
381 Style



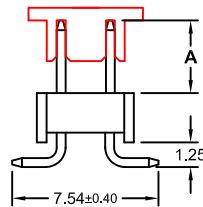
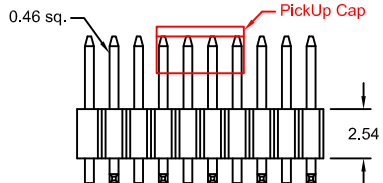
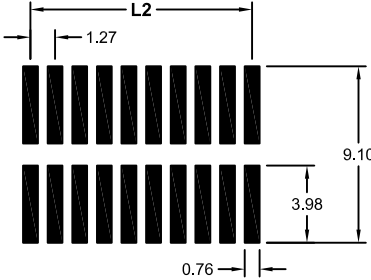
Recommended PCB Layout Top View (Tolerance ±0.05)



Dual Row - **SP2 Series**



380 Style (1.27 x 2.54mm)



Order Code
SSx-xxx-H38x/x-xx/1X

Rows
Single Row = 1
Dual Row = 2


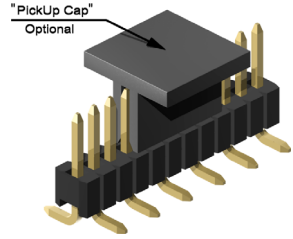
No. of Pin
Single Row = 003 to 050
Dual Row = 006 to 100

Pin code
See Table
on sheet 2/2

Option
A = Tube; with PickUp Cap
B = Reel; with PickUp Cap

Plating
55 = Gold flash (Standard)
66 = 10µ" Gold
77 = 15µ" Gold
88 = 30µ" Gold
99 = Tin

Duplex plating
95 = Tin/Gold flash
96 = Tin/10µ" Gold
97 = Tin/15µ" Gold
98 = Tin/30µ" Gold



Specifications

Electrical
Current rating: 1A
Insulation resistance: 1000MΩ min.
Contact resistance: 20mΩ max.
Withstanding voltage: 500V AC / Minute

Material

Contact: Brass
Plating: Gold, Tin or Duplex
*Duplex = Tin on solder,
Gold on contact area
Insulator: PA6T (black) UL 94V-0

Operating temperature: -40°C to +105°C
Processing temperature: +250°C +0/-5°C
for 5 seconds

E-tec 2019 © - all rights reserved



UNIT	mm	GENERAL TOLERANCE		DRAWN	Lyndon	DATE	06.11.2009	DWG. NO.	SS-H38/1	SHEET 1/2
	SCALE	Free	.X° ±	.X ±	CHECK	Hogi	DATE		04.03.2019	REV. F
			.XX° ±	.XX ± 0.25	APPROVE	Hogi	DATE	04.03.2019	SERIES NO.	SSx-xxx-H38x/xx-xx/1X
			.XXX° ±	.XXX ±						

Board Spacer Pin Header
-SMT- Straight
Single Row 1.27mm Pitch
Dual Row 1.27mm x 2.54mm Pitch

