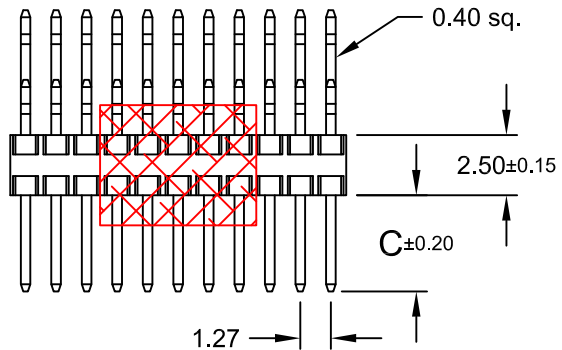


No. of Pins	Dimension (mm)	
	A	B
004	1,27	2,54
006	2,54	3,81
008	3,81	5,08
010	5,08	6,35
012	6,35	7,62
014	7,62	8,89
016	8,89	10,16
018	10,16	11,43
020	11,43	12,70
022	12,70	13,97
024	13,97	15,24
026	15,24	16,51
028	16,51	17,78
030	17,78	19,05
032	19,05	20,32
034	20,32	21,59
036	21,59	22,86
038	22,86	24,13
040	24,13	25,40
042	25,40	26,67
044	26,67	27,94
046	27,94	29,21
048	29,21	30,48
050	30,48	31,75
052	31,75	33,02
054	33,02	34,29
056	34,29	35,56
058	35,56	36,83
060	36,83	38,10
062	38,10	39,37
064	39,37	40,64
066	40,64	41,91
068	41,91	43,18
070	43,18	44,45
072	44,45	45,72
074	45,72	46,99
076	46,99	48,26
078	48,26	49,53
080	49,53	50,80
082	50,80	52,07
084	52,07	53,34
086	53,34	54,61
088	54,61	55,88
090	55,88	57,15
092	57,15	58,42
094	58,42	59,69
096	59,69	60,96
098	60,96	62,23
100	62,23	63,50

REV.	DESCRIPTION	DATE	DRAWN
A	New	24.07.2017	Cherry
B	general update	04.03.2019	Ronny



Order Code
SR2-xxx-H12/xx-xx/11X

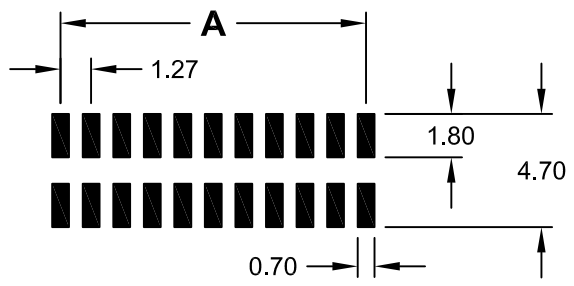
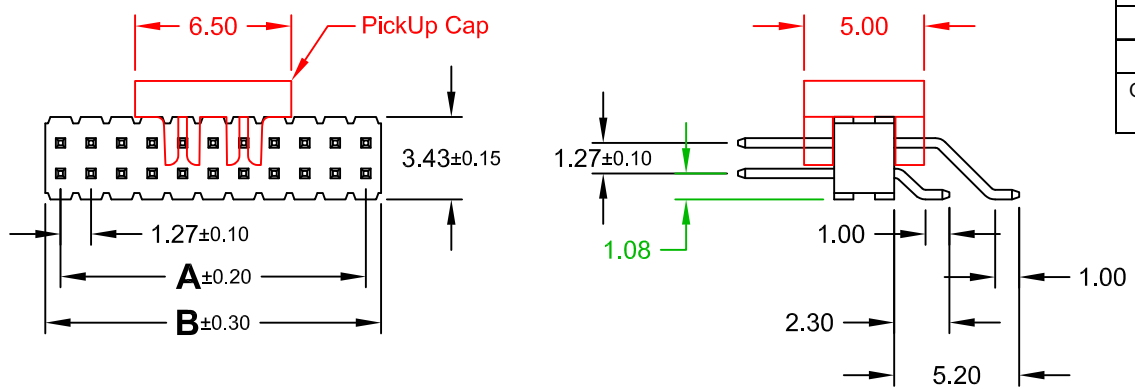
No. of contact: **004 to 100 see table**

Option:
A = Tube; with PickUp Cap
B = Reel; with PickUp Cap

DIM "C" (mm)	Pin code
3,00	12/01
Other dimensions on request	

Plating

55 = Gold flash
56 = Gold/10µ" Gold
57 = Gold/15µ" Gold
58 = Gold/30µ" Gold
99 = Tin
Duplex plating
95 = Tin/ Gold flash
96 = Tin/ 10µ" Gold
97 = Tin/ 15µ" Gold
98 = Tin/ 30µ" Gold



Recommended PCB Layout Top View
(Tolerance ±0.05)



Material
Contact: Brass
Plating: Gold, Tin or Duplex
*Duplex = Tin on solder, Gold on contact area
Insulator: PA9T (black) UL 94V-0

Operating temperature: -40°C to +105°C
Processing temperature: +250°C +0/-5°C for 10 seconds

Specifications

Electrical
Current rating: 1A
Insulation resistance: 1000MΩ min.
Contact resistance: 20mΩ max.
Withstanding voltage: 500V AC/DC

E-tec 2019 © - all rights reserved



UNIT	GENERAL TOLERANCE		DRAWN	DATE	DWG. NO.	SHEET 1/1
mm	X.° ±	X. ±	Cherry	24.07.2017	SR2-H12/11	
SCALE	.X° ±	.X ±	CHECK	DATE		REV. A
Free	.XX° ±	.XX ± 0.25	Ronny	04.03.2019	SERIES NO.	
	.XXX° ±	.XXX ±	APPROVE	DATE	SR2-xxx-H12/xx-xx/11X	
			Hogi	04.03.2019		

SMT Pin Header Slanted
Dual Row **PA9T Insulator**
1.27mm pitch without locating pegs
1.08mm to Pin center