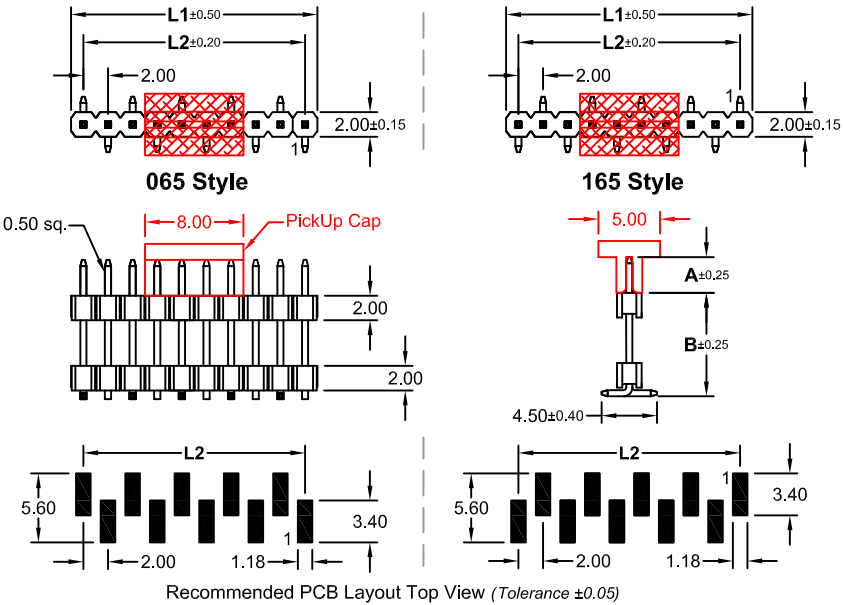
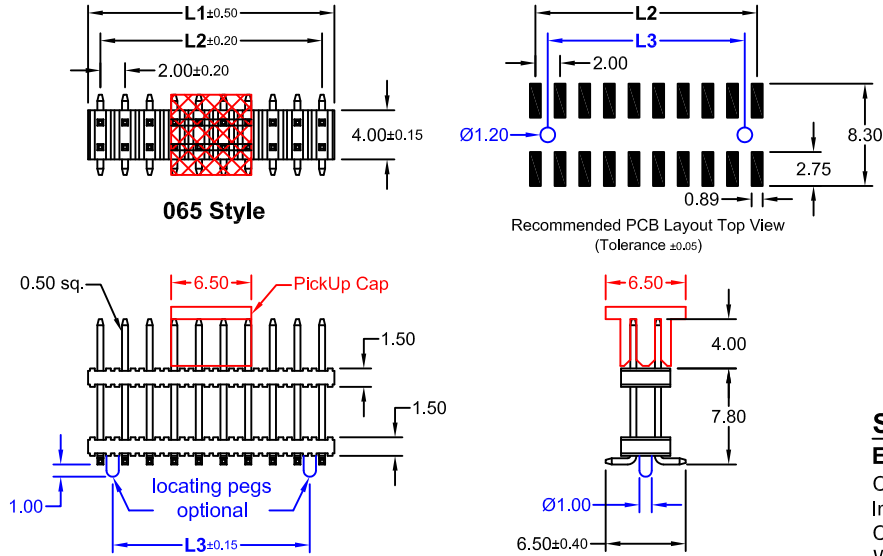


No. of Pins		Dimension (mm)		
Single Row	Dual Row	L1	L2	L3
003	006	6,00	4,00	2,00
004	008	8,00	6,00	4,00
005	010	10,00	8,00	6,00
006	012	12,00	10,00	8,00
007	014	14,00	12,00	10,00
008	016	16,00	14,00	12,00
009	018	18,00	16,00	14,00
010	020	20,00	18,00	16,00
011	022	22,00	20,00	18,00
012	024	24,00	22,00	20,00
013	026	26,00	24,00	22,00
014	028	28,00	26,00	24,00
015	030	30,00	28,00	26,00
016	032	32,00	30,00	28,00
017	034	34,00	32,00	30,00
018	036	36,00	34,00	32,00
019	038	38,00	36,00	34,00
020	040	40,00	38,00	36,00
021	042	42,00	40,00	38,00
022	044	44,00	42,00	40,00
023	046	46,00	44,00	42,00
024	048	48,00	46,00	44,00
025	050	50,00	48,00	46,00
026		52,00	50,00	
027		54,00	52,00	
028		56,00	54,00	
029		58,00	56,00	
030		60,00	58,00	
031		62,00	60,00	
032		64,00	62,00	
033		66,00	64,00	
034		68,00	66,00	
035		70,00	68,00	
036		72,00	70,00	
037		74,00	72,00	
038		76,00	74,00	
039		78,00	76,00	
040		80,00	78,00	

Single Row - **SP1 series**



Dual Row - **SP2 series**



REV.	DESCRIPTION	DATE	DRAWN
A	New	03.07.2009	Ryan
A4	Current rating 1A -> 2A	18.10.2018	Cherry
A5	Add Pin Code "067/8"	06.12.2018	Cherry
A6	general update / taken away Code "067/x"	25.02.2019	Ronny

Order Code
SPx-xxx-HX x6x/x-xx/2X

Rows
Single Row = 1
Dual Row = 2

No. of Pin
Single Row = 003 to 040
Dual Row = 006 to 050

Material
PA6T = H
PA9T = HN

Pin code
See Table on sheet 2/2

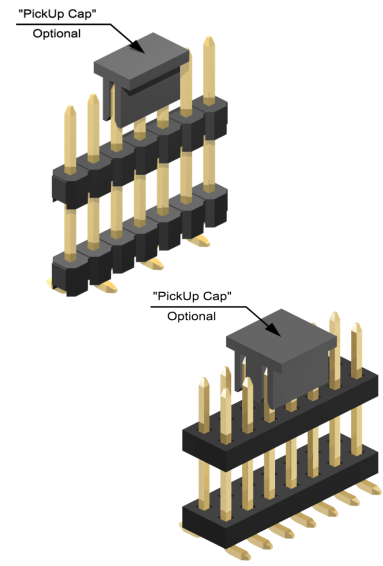
Option
without "locating pegs"
A = Tube; with PickUp Cap
B = Reel; with PickUp Cap

with "locating pegs"
C = Tube; without PickUp Cap
D = Tube; with PickUp Cap
E = Reel; with PickUp Cap

Plating

55 = Gold flash (Standard)
66 = 10µ" Gold
77 = 15µ" Gold
88 = 30µ" Gold
99 = Tin

Duplex plating
95 = Tin/Gold flash
96 = Tin/10µ" Gold
97 = Tin/15µ" Gold
98 = Tin/30µ" Gold



Specifications

Electrical
Current rating: 2A
Insulation resistance: 1000MΩ min.
Contact resistance: 20mΩ max.
Withstanding voltage: 500V AC / Minute

Material
Contact: Brass
Plating: Gold, Tin or Duplex
*Duplex = Tin on solder, Gold on contact area
Insulator: PA6T or PA9T (black) UL 94V-0

Operating temperature: -40°C to +105°C
Processing temperature: +250°C +0/-5°C for 5 seconds

E-tec 2019 © - all rights reserved



UNIT	mm	GENERAL TOLERANCE		DRAWN	DATE	DWG. NO.	SHEET 1/2
SCALE	Free	X.° ±	X. ±	Lyndon	08.04.2008	SP-H6/2	REV. A6
		.X° ±	.X ±	Hogi	25.02.2019	SERIES NO.	
		.XX° ±	.XX ± 0.25	APPROVE	DATE	SPx-xxx-HXx6x/x-xx/2X	
		.XXX° ±	.XXX ±	Hogi	25.02.2019		

Board Spacer Pin Header
2.00mm Pitch -SMT- Straight
Single & Dual Row

Pin code	Dimension mm		Pin code	Dimension mm		Pin code	Dimension mm	
	A	B		A	B		A	B
065/0	6,00	6,00	065/Z	1,70	5,60	165/0	6,00	6,00
065/1	6,00	10,00				165/1	6,00	10,00
065/2	6,00	12,00				165/2	6,00	12,00
065/3	4,00	13,33				165/3	4,00	13,33
065/4	3,90	8,00				165/4	3,90	8,00
065/5	4,50	17,00				165/5	4,50	17,00
065/6	9,50	12,00				165/6	9,50	12,00
065/7	7,50	8,50				165/7	7,50	8,50
065/8	4,65	12,70				165/8	4,65	12,70
065/9	5,00	12,30				165/9	5,00	12,30
065/A	5,40	7,00				165/A	5,40	7,00
065/B	4,50	16,00				165/B	4,50	16,00
065/C	5,50	17,00				165/C	5,50	17,00
065/D	3,60	30,00				165/D	3,60	30,00
065/E	7,00	4,80				165/E	7,00	4,80
065/F	14,50	8,00				165/F	14,50	8,00
065/G	2,80	5,10				165/G	2,80	5,10
065/H	3,15	14,20				165/H	3,15	14,20
065/I	4,35	6,35				165/I	4,35	6,35
065/J	10,40	7,00				165/J	10,40	7,00
065/K	4,80	7,60				165/K	4,80	7,60
065/L	5,00	4,80				165/L	5,00	4,80
065/M	3,00	5,30				165/M	3,00	5,30
065/N	5,60	6,00				165/N	5,60	6,00
065/O	5,20	4,70				165/O	5,20	4,70
065/P	2,40	7,50				165/P	2,40	7,50
065/Q	6,50	5,90				165/Q	6,50	5,90
065/R	7,00	10,40				165/R	7,00	10,40
065/S	3,60	4,00				165/S	3,60	4,00
065/T	6,40	5,50				165/T	6,40	5,50
065/U	7,00	13,00				165/U	7,00	13,00
065/V	8,00	10,00				165/V	8,00	10,00
065/W	3,70	13,70				165/W	3,70	13,70
065/X	4,00	24,00				165/X	4,00	24,00
065/Y	4,00	12,00				165/Y	4,00	12,00

E-tec 2019 © - all rights reserved



UNIT	mm	GENERAL TOLERANCE		
	SCALE	Free	X.° ±	X. ±
			.X° ±	.X ±
			.XX° ±	.XX ±
			.XXX° ±	.XXX ±

DRAWN	Lyndon	DATE	08.04.2008
CHECK	Hogi	DATE	25.02.2019
APPROVE	Hogi	DATE	25.02.2019

DWG. NO.	SP-H6/2	SHEET 2/2
SERIES NO.	SPx-xxx-HXx6x/x-xx/2X	REV. A6

**Pin-Code for
Board Spacer Pin Header
2.00mm Pitch -SMT- Straight
Single & Dual Row**