
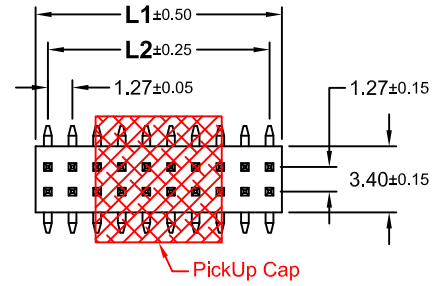


No. of Pins	Dimension (mm)		
	L1	L2	L3
004	2,54	1,27	
006	3,81	2,54	
008	5,08	3,81	2,54
010	6,35	5,08	3,81
012	7,62	6,35	5,08
014	8,89	7,62	6,35
016	10,16	8,89	7,62
018	11,43	10,16	8,89
020	12,70	11,43	10,16
022	13,97	12,70	11,43
024	15,24	13,97	12,70
026	16,51	15,24	13,97
028	17,78	16,51	15,24
030	19,05	17,78	16,51
032	20,32	19,05	17,78
034	21,59	20,32	19,05
036	22,86	21,59	20,32
038	24,13	22,86	21,59
040	25,40	24,13	22,86
042	26,67	25,40	24,13
044	27,94	26,67	25,40
046	29,21	27,94	26,67
048	30,48	29,21	27,94
050	31,75	30,48	29,21
052	33,02	31,75	30,48
054	34,29	33,02	31,75
056	35,56	34,29	33,02
058	36,83	35,56	34,29
060	38,10	36,83	35,56
062	39,37	38,10	36,83
064	40,64	39,37	38,10
066	41,91	40,64	39,37
068	43,18	41,91	40,64
070	44,45	43,18	41,91
072	45,72	44,45	43,18
074	46,99	45,72	44,45
076	48,26	46,99	45,72
078	49,53	48,26	46,99
080	50,80	49,53	48,26
082	52,07	50,80	49,53
084	53,34	52,07	50,80
086	54,61	53,34	52,07
088	55,88	54,61	53,34
090	57,15	55,88	54,61
092	58,42	57,15	55,88
094	59,69	58,42	57,15
096	60,96	59,69	58,42
098	62,23	60,96	59,69
100	63,50	62,23	60,96

REV.	DESCRIPTION	DATE	DRAWN
A	New	27.03.2008	Lyndon
Y	Add Pin code "24/9"	14.08.2017	Cherry
Z	add Cap DIM; general update	29.09.2017	Ronny
A1	general update	26.02.2019	Ronny



Order Code
SP2-xxx-Hxx/x-xx/11X

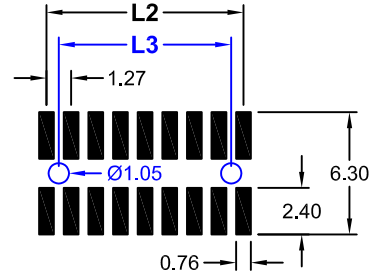
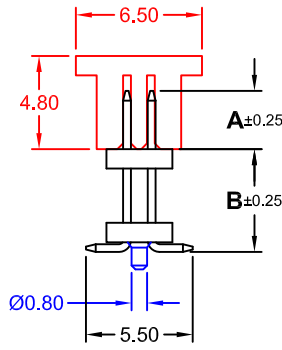
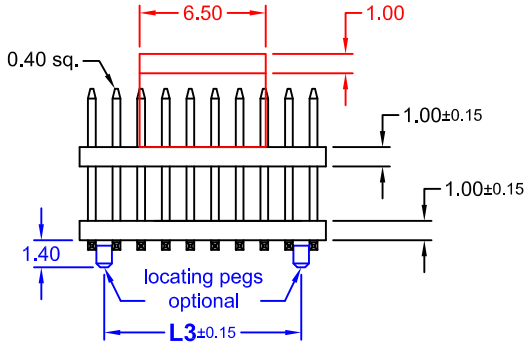
No. of Pin
 without "locating pegs"
004 to 100
 with "locating pegs"
008 to 100

Option
 without "locating pegs"
A = Tube; with PickUp Cap
B = Reel; with PickUp Cap
 with "locating pegs"
C = Tube; without PickUp Cap
D = Tube; with PickUp Cap
E = Reel; with PickUp Cap

Dim."A" (mm)	Dim."B" (mm)	Pin Code	Dim.A (mm)	Dim.B (mm)	Pin Code
3,00	6,00	21/0	6,10	7,50	23/0
3,00	4,00	21/1	5,00	13,00	23/1
3,00	5,50	21/2	5,08	5,08	23/2
5,60	8,00	21/3	3,50	21,00	23/3
3,80	9,65	21/4	4,10	14,20	23/4
3,00	9,00	21/5	7,20	14,20	23/5
3,00	16,00	21/6	5,80	15,20	23/6
4,00	8,30	21/7	5,00	9,00	23/7
4,80	7,50	21/8	5,80	16,30	23/8
4,10	2,90	21/9	3,00	15,00	23/9
3,00	7,00	22/0	5,70	4,50	24/0
5,10	10,20	22/1	1,80	4,70	24/1
4,70	7,10	22/2	4,50	12,00	24/2
5,00	4,50	22/3	3,10	2,90	24/3
4,00	7,50	22/4	4,60	4,30	24/4
6,00	5,50	22/5	5,00	14,00	24/5
3,00	11,50	22/6	3,00	17,00	24/6
3,00	14,00	22/7	2,00	16,50	24/7
1,50	4,40	22/8	2,00	17,70	24/8
5,20	3,80	22/9	3,00	19,00	24/9

Plating

- 55 = Gold flash (Standard)
- 66 = 10µ" Gold
- 77 = 15µ" Gold
- 88 = 30µ" Gold
- 99 = Tin
- Duplex plating
- 95 = Tin/Gold flash
- 96 = Tin/10µ" Gold
- 97 = Tin/15µ" Gold
- 98 = Tin/30µ" Gold



Recommended PCB Layout Top View
 (Tolerance ±0.05)

Specifications


Electrical
 Current rating: 1A
 Insulation resistance: 1000MΩ min.
 Contact resistance: 20mΩ max.
 Withstanding voltage: 500V AC / Minute

Material

Contact: Brass
 Plating: Gold, Tin or Duplex
 *Duplex = Tin on solder, Gold on contact area
 Insulator: PA6T (black) UL 94V-0
 Operating temperature: -40°C to +105°C
 Processing temperature: +250°C +0/-5°C for 5 seconds



E-tec 2019 © - all rights reserved



UNIT	GENERAL TOLERANCE		DRAWN	DATE	DWG. NO.	SHEET 1/1
mm	X.° ±	X. ±	Lyndon	27.03.2018	SP2-H/11	
SCALE	.X° ±	.X ±	Hogi	26.02.2019		REV. A1
	.XX° ±	.XX ± 0.25	APPROVE	DATE	SERIES NO.	
	.XXX° ±	.XXX ±	Hogi	26.02.2019	SP2-xxx-Hxx/x-xx/11X	

Board Spacer Pin Header
1.27mm Pitch -SMT- Straight
 Dual Row