No. of Pins	Dimension mm L1	L2	L3
004	2,00	1,00	
006	3,00	2,00	1,00
008	4,00	3,00	2,00
010	5,00	4,00	3,00
012	6,00	5,00	4,00
014	7,00	6,00	5,00
016	8,00	7,00	6,00
018	9,00	8,00	7,00
020	10,00	9,00	8,00
022	11,00	10,00	9,00
024	12,00	11,00	10,00
026	13,00	12,00	11,00
028	14,00	13,00	12,00
030	15,00	14,00	13,00
032	16,00	15,00	14,00
034	17,00	16,00	15,00
036	18,00	17,00	16,00
038	19,00	18,00	17,00
040	20,00	19,00	18,00
042	21,00	20,00	19,00
044	22,00	21,00	20,00
046	23,00	22,00	21,00
048	24,00	23,00	22,00
050	25,00	24,00	23,00
052	26,00	25,00	24,00
054	27,00	26,00	25,00
056	28,00	27,00	26,00
058	29,00	28,00	27,00
060	30,00	29,00	28,00
062	31,00	30,00	29,00
064	32,00	31,00	30,00
066	33,00	32,00	31,00
068	34,00	33,00	32,00
070	35,00	34,00	33,00
072	36,00	35,00	34,00
074	37,00	36,00	35,00
076	38,00	37,00	36,00
078	39,00	38,00	37,00
080	40,00	39,00	38,00
082	41,00	40,00	39,00
084	42,00	41,00	40,00
086	43,00	42,00	41,00
088	44,00	43,00	42,00
090	45,00	44,00	43,00
092	46,00	45,00	44,00
094	47,00	46,00	45,00
096	48,00	47,00	46,00
098	49,00	48,00	47,00
100	50,00	49,00	48,00

REV.	DESCRIPTION	DATE	DRAWN
A	New	23.03.2017	Cherry
B	Add Pin code "51/6"	21.03.2017	Ryan
C	Add Pin code "51/7"	30.11.2017	Ryan
D	PN Code /W00 --> /00; general update	22.02.2019	Ronny

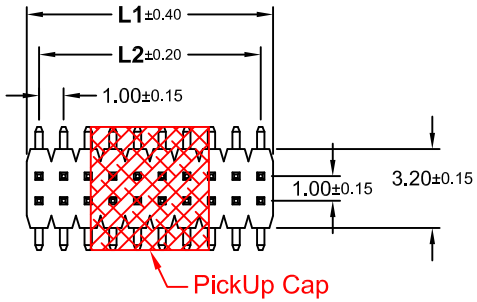



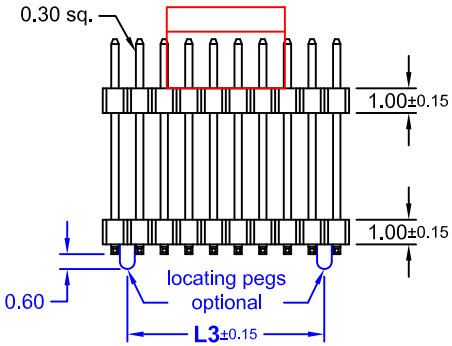

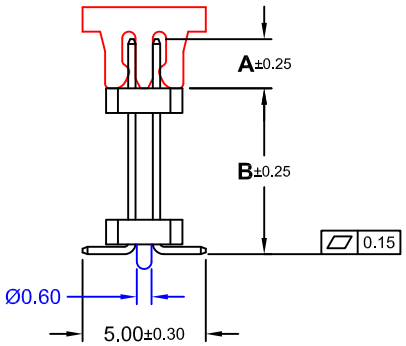

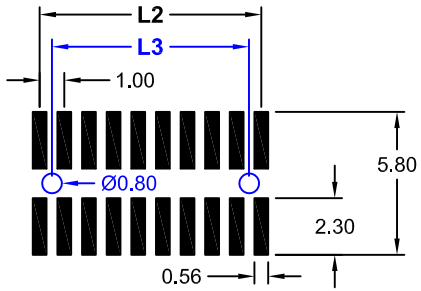

Recommended PCB Layout Top View
(Tolerance ±0.05)

Order Code

SP2-xxx-H51/x-xx/00X

No. of Pin
without "locating pegs"
004 to **100**
with "locating pegs"
006 to **100**

Option
without "locating pegs"
A = Tube; with PickUp Cap
B = Reel; with PickUp Cap
with "locating pegs"
C = Tube; without PickUp Cap
D = Tube; with PickUp Cap
E = Reel; with PickUp Cap

Plating
55 = Gold flash *(Standard)*
56 = 10µ" Gold
57 = 15µ" Gold
58 = 30µ" Gold

Dim."A" (mm)	Dim."B" (mm)	Pin Code
2,00	7,80	51/0
2,00	5,80	51/1
2,00	9,70	51/2
1,90	3,70	51/3
2,00	14,00	51/4
2,00	6,30	51/5
2,00	17,00	51/6
1,70	4,80	51/7
2,00	8,70	51/A

Specifications

Electrical
Current rating: 1A
Insulation resistance: 1000MΩ min.
Contact resistance: 30mΩ max.
Withstanding voltage: 500V AC/DC

Material
Contact: Brass
Plating: Au flash on solder;
Au on contact area
Insulator: PA9T (black) UL 94V-0

Operating temperature: -40°C to +105°C
Processing temperature: +250°C +0/-5°C
for 5 seconds

RoHS compliant

E-tec 2019 © - all rights reserved

E-tec Interconnect

UNIT	mm
SCALE	Free

GENERAL TOLERANCE	
X.° ±	X. ±
.X° ±	.X ±
.XX° ±	.XX ± 0.25
.XXX° ±	.XXX ±

DRAWN	Lyndon	DATE	23.03.2011
CHECK	Hogi	DATE	22.02.2019
APPROVE	Hogi	DATE	22.02.2019

DWG. NO. SP2-H51/00 — SHEET 1/1 — REV. D
SERIES NO. SP2-xxx-H51/x-xx/00X

Board Spacer Pin Header
1.00mm Pitch -SMT- Straight
Dual Row