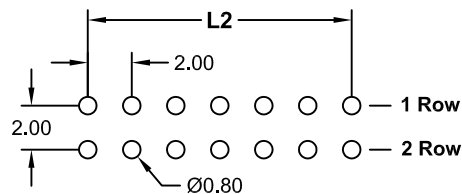

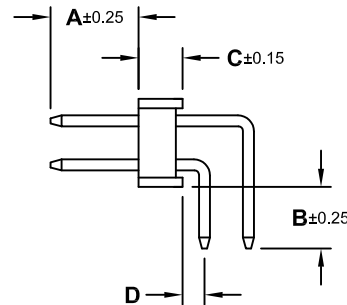
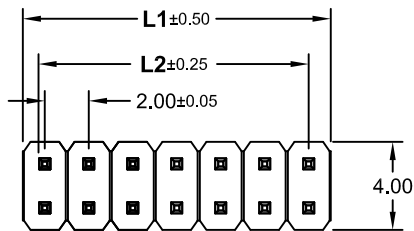

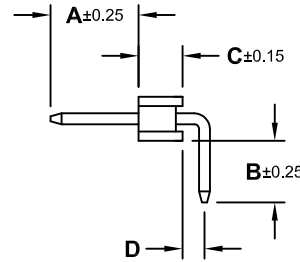
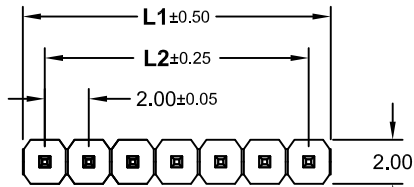


No. of Pins		Dimension (mm)	
Single Row	Dual Row	L1	L2
002	004	4,00	2,00
003	006	6,00	4,00
004	008	8,00	6,00
005	010	10,00	8,00
006	012	12,00	10,00
007	014	14,00	12,00
008	016	16,00	14,00
009	018	18,00	16,00
010	020	20,00	18,00
011	022	22,00	20,00
012	024	24,00	22,00
013	026	26,00	24,00
014	028	28,00	26,00
015	030	30,00	28,00
016	032	32,00	30,00
017	034	34,00	32,00
018	036	36,00	34,00
019	038	38,00	36,00
020	040	40,00	38,00
021	042	42,00	40,00
022	044	44,00	42,00
023	046	46,00	44,00
024	048	48,00	46,00
025	050	50,00	48,00
026	052	52,00	50,00
027	054	54,00	52,00
028	056	56,00	54,00
029	058	58,00	56,00
030	060	60,00	58,00
031	062	62,00	60,00
032	064	64,00	62,00
033	066	66,00	64,00
034	068	68,00	66,00
035	070	70,00	68,00
036	072	72,00	70,00
037	074	74,00	72,00
038	076	76,00	74,00
039	078	78,00	76,00
040	080	80,00	78,00
041		82,00	80,00
042		84,00	82,00
043		86,00	84,00
044		88,00	86,00
045		90,00	88,00
046		92,00	90,00
047		94,00	92,00
048		96,00	94,00
049		98,00	96,00
050		100,00	98,00

REV.	DESCRIPTION	DATE	DRAWN
A	New	12.01.2009	Lyndon
W	Add pin code "107/09" & "106/20" & "106/21"	26.04.2018	Cherry
X	Add pin code "106/22" & "106/23"	13.06.2018	Cherry
Y	general update	16.04.2019	Ronny



Recommended PCB Hole Layout
(Tolerance ±0.05)

Order Code

SLx-xxx-XX xxx/xx-xx/2

No. of Rows
Single Row = 1
Dual Row = 2

No. of Pins
(for **DN** Type)
Single Row = **002 to 040**
Dual Row = **002 to 050**
Dual Row = **004 to 080**

Execution

PBT Insulator (C: 2.00mm) = **R**
PA6T Insulator (C: 2.00mm) = **K**
PA6T Insulator (C: 1.50mm) = **D**
PA9T Insulator (C: 1.50mm) = **DN**

Plating
55 = Gold flash (Standard)
66 = 5µ" Gold
77 = 10µ" Gold
88 = 30µ" Gold
99 = Tin

Duplex plating
95 = Tin/Gold flash
96 = Tin/ 5µ" Gold
97 = Tin/10µ" Gold
98 = Tin/30µ" Gold

Pin code
See Table
on sheet 2/2



Material

Contact: Brass
Plating: Gold, Tin or Duplex
*Duplex = Tin on solder,
Gold on contact area
Insulator: PBT, PA6T or PA9T (black) UL 94V-0

Operating temperature: -40°C to +105°C
Processing temperature: +250°C +0/-5°C
for 5 seconds

Specifications

Electrical

Current rating: 2A
Insulation resistance: 1000MΩ min.
Contact resistance: 20mΩ max.
Withstanding voltage: 500V AC/DC

E-tec 2019 © - all rights reserved



UNIT	SCALE	GENERAL TOLERANCE		DRAWN	DATE	DWG. NO.	SHEET 1/2
mm	Free	X.° ±	X. ±	Lyndon	12.01.2009	SL-R/2	
		.X° ±	.X ±	Ronny	16.04.2019		REV. Y
		.XX° ±	.XX ± 0.25			SERIES NO.	
		.XXX° ±	.XXX ±	Hogi	26.04.2019	SLx-xxx-RXxxx/xx-xx/2	

Pin Header
2.00mm Pitch -THT- Right Angle
Single & Dual Row

