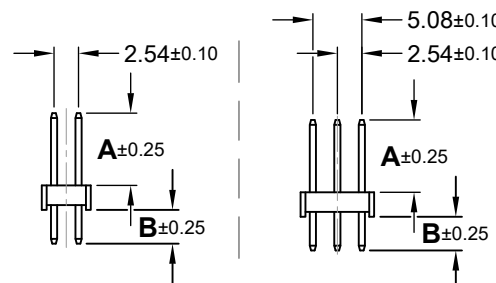



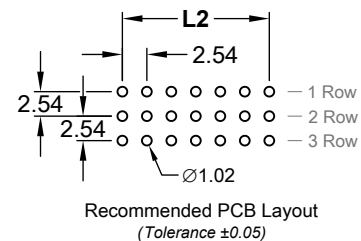
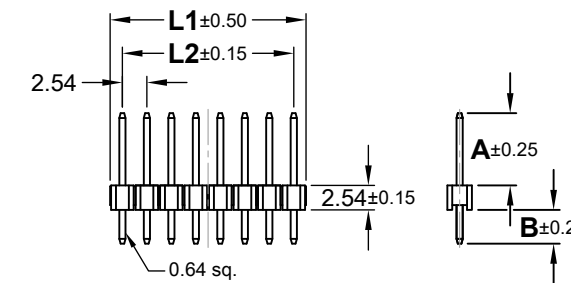
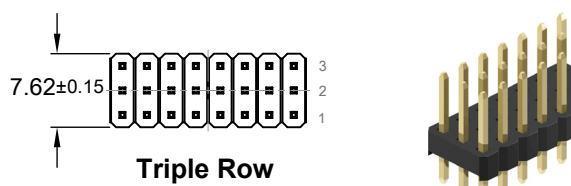
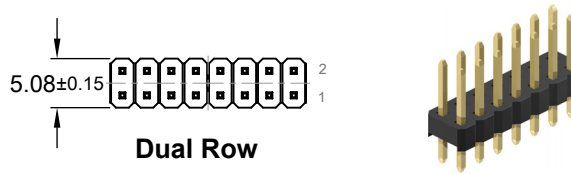



No. of Pins			Dimension (mm)	
Single Row	Dual Row	Triple Row	L1	L2
002	004		5.08	2.54
003	006	009	7.62	5.08
004	008	012	10.16	7.62
005	010	015	12.70	10.16
006	012	018	15.24	12.70
007	014	021	17.78	15.24
008	016	024	20.32	17.78
009	018	027	22.86	20.32
010	020	030	25.40	22.86
011	022	033	27.94	25.40
012	024	036	30.48	27.94
013	026	039	33.02	30.48
014	028	042	35.56	33.02
015	030	045	38.10	35.56
016	032	048	40.64	38.10
017	034	051	43.18	40.64
018	036	054	45.72	43.18
019	038	057	48.26	45.72
020	040	060	50.80	48.26
021	042	063	53.34	50.80
022	044	066	55.88	53.34
023	046	069	58.42	55.88
024	048	072	60.96	58.42
025	050	075	63.50	60.96
026	052	078	66.04	63.50
027	054	081	68.58	66.04
028	056	084	71.12	68.58
029	058	087	73.66	71.12
030	060	090	76.20	73.66
031	062	093	78.74	76.20
032	064	096	81.28	78.74
033	066	099	83.82	81.28
034	068	102	86.36	83.82
035	070	105	88.90	86.36
036	072	108	91.44	88.90
037	074	111	93.98	91.44
038	076	114	96.52	93.98
039	078	117	99.06	96.52
040	080	120	101.60	99.06



REV.	DESCRIPTION	DATE	DRAWN
A	New	22.01.2008	Lyndon
E4	Add Pin Code "160/02"	21.04.2020	Ryan
E5	Add Pin Code "185/13"	27.07.2020	Cherry
E6	Add Pin Code "185/14" & "122/07"	26.08.2020	Cherry

Order Code

SLx-xxx-SX xxx/xx-xx

Rows
 Single Row = 1
 Dual Row = 2
 Triple Row = 3

No. of Pins
 Single Row = 001 to 040
 Dual Row = 002 to 080
 Triple Row = 009 to 120
 see table left

Plating
 55 = Gold flash (Standard)
 66 = 10µ" Gold
 77 = 15µ" Gold
 88 = 30µ" Gold
 99 = Tin

Duplex plating
 95 = Tin/Gold flash
 96 = Tin/10µ" Gold
 97 = Tin/15µ" Gold
 98 = Tin/30µ" Gold

Material
 S = PBT Insulator (standard)
 SH = PA Insulator
 SZ = LCP Insulator

Pin code
 See Table on sheet 2/2



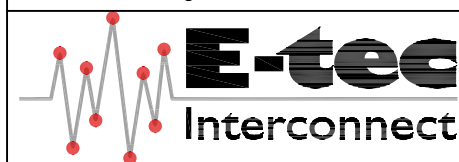
Material
 Contact: Brass
 Plating: Gold, Tin or Duplex
 *Duplex = Tin on solder area, Gold plated on contact area
 Insulator: PBT, PA6T or PA9T (black) UL 94V-0

Operating temperature: -40°C to +105°C
 LCP: -55°C to +125°C (only for 55, 66, 77 and 88 Plating)
 Processing temperature:
 THR (with PA or LCP only): +250°C +0/-5°C for 10sec

Specifications

Electrical
 Current rating: 3A
 Insulation resistance: 1000MΩ min.
 Contact resistance: 20mΩ max.
 Withstanding voltage: 500V AC / Minute

E-tec 2020 © - all rights reserved



UNIT	SCALE	GENERAL TOLERANCE	DRAWN	DATE	DWG. NO.	SHEET 1/2
mm	Free	X.° ±	Lyndon	22.01.2008	SL-S	REV. E6
		.X.° ±	Cheng	26.08.2020	SERIES NO.	
		.XX° ±	Fagi	26.08.2020	SLx-xxx-SXxxx/xx-xx	
		.XXX° ±				

Pin Header
 2.54mm Pitch -THT- Straight
 Single, Dual & Triple Row

1			2			3			4			5			6			7			8			
REV.			DESCRIPTION			DATE			DRAWN															
E6			Add Pin Code "185/14" & "122/07"			26.08.2020			Cherry															
Pin Code	Dim."A" (mm)	Dim."B" (mm)	Pin Code	Dim."A" (mm)	Dim."B" (mm)	Pin Code	Dim."A" (mm)	Dim."B" (mm)	Pin Code	Dim."A" (mm)	Dim."B" (mm)	Pin Code	Dim."A" (mm)	Dim."B" (mm)	Pin Code	Dim."A" (mm)	Dim."B" (mm)	Pin Code	Dim."A" (mm)	Dim."B" (mm)	Pin Code	Dim."A" (mm)	Dim."B" (mm)	
076/03	2.00	3.10	085/03	5.00	1.00	100/01	6.00	1.50	110/02	7.00	1.50	115/03	9.00	0.00	165/03	11.00	3.00	188/01	14.00	2.30	355/01	30.00	2.90	
185/14	2.30	13.70	100/04	5.00	2.50	105/04	6.00	2.00	116/05	7.00	2.00	140/02	9.00	2.54	168/01	11.00	3.30	195/01	14.00	3.00	340/05	34.00	4.00	
069/01	2.20	2.20	105/01	5.00	3.00	110/03	6.00	2.50	125/01	7.00	3.00	147/05	9.00	3.00	178/03	11.00	4.30	198/02	14.00	3.30				
060/01	2.50	1.00	108/12	5.00	3.30	113/05	6.00	2.80	135/03	7.00	4.00	180/07	9.00	6.50	160/02	11.20	2.30	198/01	14.30	3.00				
079/01	2.70	2.70	102/02	5.20	2.50	116/01	6.00	3.10	147/02	7.00	5.11	143/01	9.20	2.60	167/02	11.20	3.00	204/01	14.90	3.00				
085/01	2.70	3.30	105/08	5.20	2.80	125/20	6.00	4.00	167/01	7.10	7.10	142/01	9.30	2.40	185/05	11.20	4.80	219/01	14.90	4.50				
095/03	2.70	4.30	187/04	5.20	11.00	140/06	6.00	5.40	112/01	7.16	1.50	145/03	9.40	2.60	170/06	11.50	3.00	200/03	15.00	2.54				
083/01	2.90	2.90	108/04	5.30	3.00	108/09	6.10	2.16	125/13	7.20	2.80	140/04	9.50	2.00	184/08	11.60	4.30	210/05	15.46	3.00				
085/02	3.00	3.00	109/03	5.40	3.00	109/04	6.10	2.30	128/03	7.30	3.00	147/12	9.50	2.70	172/01	11.70	3.00	195/04	16.00	1.00				
088/01	3.00	3.30	117/01	5.40	3.80	115/04	6.10	2.90	115/02	7.50	1.50	137/04	9.60	1.60	176/02	11.80	3.30	216/08	16.00	3.10				
108/16	3.00	5.30	108/11	5.50	2.80	116/10	6.10	3.00	125/02	7.50	2.54	154/03	9.60	3.30	177/07	11.85	3.35	245/03	16.00	6.00				
114/02	3.10	5.80	116/02	5.50	3.30	147/06	6.10	6.10	126/03	7.50	2.60	155/01	9.80	3.15	177/01	12.00	3.20	216/06	17.11	1.95				
186/03	3.20	12.90	120/04	5.50	4.00	118/02	6.26	3.00	136/07	7.50	3.60	155/08	10.00	3.00	195/05	12.00	5.00	228/01	17.30	3.00				
257/01	3.20	20.00	108/02	5.70	2.54	108/03	6.30	2.00	140/16	7.50	4.00	175/06	10.00	5.00	178/01	12.30	3.00	175/01	17.50	3.30				
091/01	3.30	3.30	112/03	5.70	3.00	113/04	6.30	2.54	175/02	7.50	7.50	180/08	10.00	5.50	184/10	12.30	3.60	233/01	17.80	3.00				
072/01	3.40	1.30	125/03	5.70	4.30	113/06	6.50	2.30	123/02	7.60	2.20	190/05	10.00	6.50	271/01	12.30	12.30	261/01	17.80	5.80				
076/01	3.40	2.70	133/04	5.70	5.10	118/05	6.50	2.80	134/01	7.70	3.20	151/03	10.05	2.50	177/02	12.40	2.80	286/02	17.90	8.20				
090/02	3.50	3.00	135/01	5.70	5.30	120/05	6.50	3.00	121/03	7.75	1.80	161/01	10.05	3.50	186/01	12.40	3.80	235/04	18.00	3.00				
140/08	3.50	7.90	139/01	5.70	5.70	122/05	6.50	3.20	184/11	7.90	7.90	209/04	10.20	8.20	180/06	12.46	3.00	408/01	18.00	20.30				
096/01	3.51	3.51	140/10	5.70	5.80	109/05	6.60	1.80	125/08	8.00	1.80	160/10	10.50	3.00	218/02	12.50	6.80	236/02	18.30	2.80				
090/01	3.66	2.80	184/12	5.70	10.20	118/01	6.60	2.70	135/05	8.00	2.80	176/04	10.50	4.60	184/02	12.60	3.00	290/09	18.46	8.00				
105/03	3.70	4.30	209/03	5.70	12.70	123/01	6.60	3.20	135/08	8.00	3.00	184/03	10.50	5.11	185/01	12.70	3.30	210/10	18.50	0.00				
108/14	3.70	4.00	216/01	5.70	13.40	125/10	6.60	3.40	140/13	8.00	3.50	163/02	10.70	3.10	203/01	12.70	5.11	240/02	18.50	3.00				
078/02	3.80	1.50	240/01	5.70	15.75	121/01	6.70	2.90	185/13	8.00	8.00	184/07	10.70	5.11	184/06	12.80	3.10	249/01	18.90	3.50				
093/01	3.80	3.00	267/01	5.70	18.50	125/04	6.70	3.30	137/01	8.10	3.10	155/06	10.80	2.20	216/07	12.80	6.30	245/01	19.00	3.00				
085/08	4.00	2.00	106/02	5.80	2.30	159/03	6.70	6.70	164/04	8.10	5.80	159/06	10.80	2.54	184/01	12.90	3.00	405/01	20.00	18.00				
095/02	4.00	3.00	107/01	5.80	2.40	122/01	6.71	3.00	191/03	8.10	8.50	165/01	10.80	3.20	345/01	12.90	19.00	260/05	20.50	3.00				
095/01	4.20	2.80	108/01	5.80	2.50	126/01	6.80	3.30	135/04	8.13	2.79	164/02	10.90	3.00	180/12	13.00	2.50	260/09	21.00	2.50				
105/05	4.20	3.60	111/03	5.80	2.80	138/03	6.80	4.50	138/01	8.16	3.10	163/01	10.96	2.80	185/04	13.00	3.00	266/03	21.10	3.00				
108/13	4.20	4.10	113/02	5.80	3.00	124/02	6.85	3.00	135/10	8.20	2.80				215/03	13.00	6.00	345/02	24.00	8.00				
108/10	4.30	4.00	114/03	5.80	3.10	125/15	6.90	3.10	140/12	8.20	3.30				265/06	13.00	11.00	300/01	24.20	3.30				
097/01	4.50	2.70	116/07	5.80	3.30				138/02	8.30	3.00				185/10	13.20	2.80	305/01	25.00	3.00				
100/07	4.50	3.00	185/03	5.80	10.20				140/07	8.30	3.15				162/02	13.20	3.00	335/01	25.00	6.00				
108/07	4.50	3.80	312/04	5.80	22.90				135/02	8.50	2.50				209/02	13.30	5.11	313/01	26.00	2.80				
118/04	4.50	4.80	141/01	5.84	5.72				140/03	8.50	3.00				270/01	13.49	11.00	316/03	26.06	3.00				
125/05	4.80	5.11	122/07	5.90	3.80				195/03	8.50	8.50				185/08	13.70	2.30	320/01	26.46	3.00				
									140/14	8.70	2.80													
									143/02	8.80	3.00													
									147/09	8.90	3.30													

E-tec 2020 © - all rights reserved



UNIT mm	GENERAL TOLERANCE		DRAWN Lyndon	DATE 22.01.2008	DWG. NO.	SHEET 2/2				
	SCALE Free	X.° ±					X. ±	CHECK Cheng	DATE 26.08.2020	REV. E6
		.XX° ±					.XX ± 0.25			
	.XXX° ±	.XXX ±	APPROVE Fagi	DATE 26.08.2020	SERIES NO. SLx-xxx-SXxxx/xx-xx					

Pin-Code for Pin Header
2.54mm Pitch -THT- Straight
 Single, Dual & Triple Row