REV.	DESCRIPTION	DATE	DRAWN
A	New	01.07.2009	Lyndon
J	Add Pin Code "083/8"	13.01.2017	Cherry
K	Add option "N" for 2.00mm profile	14.04.2017	Ryan
L	general update	07.03.2019	Ronny
M	add pin code "083/09" & PA9T	16.04.2019	Cherry

No. of Pins	Dimension (mm) L1	Dimension (mm) L2
002	2.54	1.27
003	3.81	2.54
004	5.08	3.81
005	6.35	5.08
006	7.62	6.35
007	8.89	7.62
008	10.16	8.89
009	11.43	10.16
010	12.70	11.43
011	13.97	12.70
012	15.24	13.97
013	16.51	15.24
014	17.78	16.51
015	19.05	17.78
016	20.32	19.05
017	21.59	20.32
018	22.86	21.59
019	24.13	22.86
020	25.40	24.13
021	26.67	25.40
022	27.94	26.67
023	29.21	27.94
024	30.48	29.21
025	31.75	30.48
026	33.02	31.75
027	34.29	33.02
028	35.56	34.29
029	36.83	35.56
030	38.10	36.83
031	39.37	38.10
032	40.64	39.37
033	41.91	40.64
034	43.18	41.91
035	44.45	43.18
036	45.72	44.45
037	46.99	45.72
038	48.26	46.99
039	49.53	48.26
040	50.80	49.53
041	52.07	50.80
042	53.34	52.07
043	54.61	53.34
044	55.88	54.61
045	57.15	55.88
046	58.42	57.15
047	59.69	58.42
048	60.96	59.69
049	62.23	60.96
050	63.50	62.23

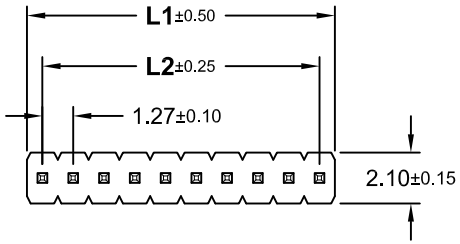



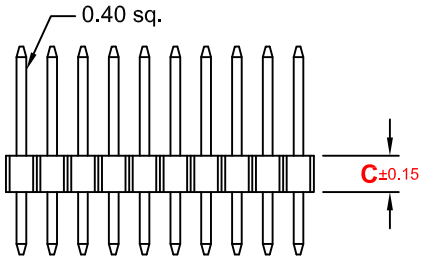

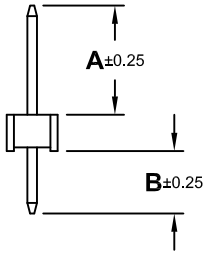

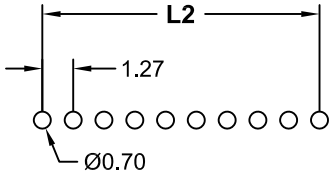

Recommended PCB Layout Top View
(Tolerance ±0.05)

Order Code

SL1-xxx-X083/x-xx/11

No. of Pin
004 to **050**

Execution
if Dim. "C" 2.00mm (PA6T) = **N**
if Dim. "C" 1.50mm (PA6T) = **B**
if Dim. "C" 1.00mm (PA6T) = **P**
if Dim. "C" 2.00mm (PA9T) = **NN**
if Dim. "C" 1.50mm (PA9T) = **BN**
if Dim. "C" 1.00mm (PA9T) = **PN**

Plating
55 = Gold flash *(Standard)*
66 = 10µ" Gold
77 = 15µ" Gold
88 = 30µ" Gold
99 = Tin

Duplex plating
95 = Tin/Gold flash
96 = Tin/10µ" Gold
97 = Tin/15µ" Gold
98 = Tin/30µ" Gold

Pin Code	Dim."A" (mm)	Dim."B" (mm)
083/0	4,00	2,80
083/1	1,70	2,40
083/2	3,90	3,90
083/3	4,50	2,80
083/4	3,00	3,00
083/5	8,90	7,60
083/6	3,00	2,30
083/7	3,60	2,80
083/8	3,00	2,80
083/9	3,50	2,00

Specifications

Electrical
Current rating: 1A
Insulation resistance: 1000MΩ min.
Contact resistance: 20mΩ max.
Withstanding voltage: 500V AC / Minute

Material
Contact: Brass
Plating: Gold, Tin or Duplex
*Duplex = Tin on solder, Gold on contact area
Insulator: PA6T or PA9T (black) UL 94V-0

Operating temperature: -40°C to +105°C

RoHS compliant

E-tec 2019 © - all rights reserved

E-tec Interconnect

UNIT	mm
SCALE	Free

GENERAL TOLERANCE	
X.° ±	X. ±
.X° ±	.X ±
.XX° ±	.XX ± 0.25
.XXX° ±	.XXX ±

DRAWN	Lyndon	DATE	01.07.2009
CHECK	Hogi	DATE	26.04.2019
APPROVE	Hogi	DATE	26.04.2019

DWG. NO. SL1-083/11 — SHEET 1/1 — REV. M

SERIES NO. SL1-xxx-X083/x-xx/11

Pin Header

1.27mm Pitch -THT- Straight
Single Row