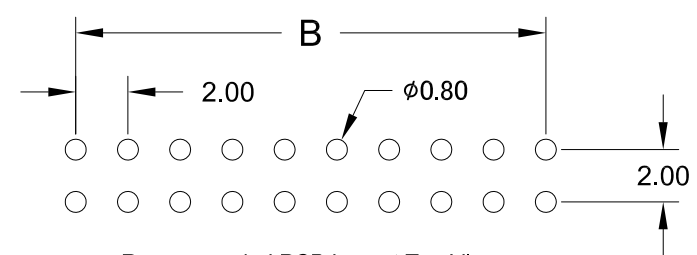
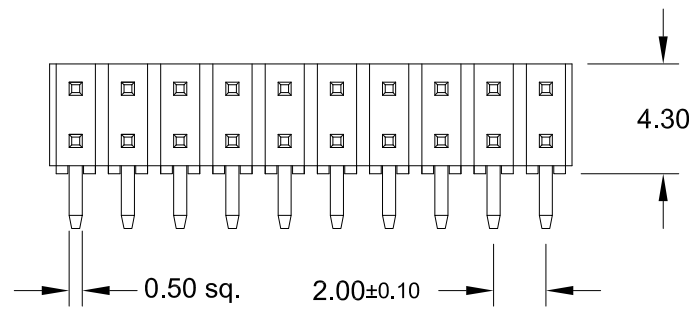
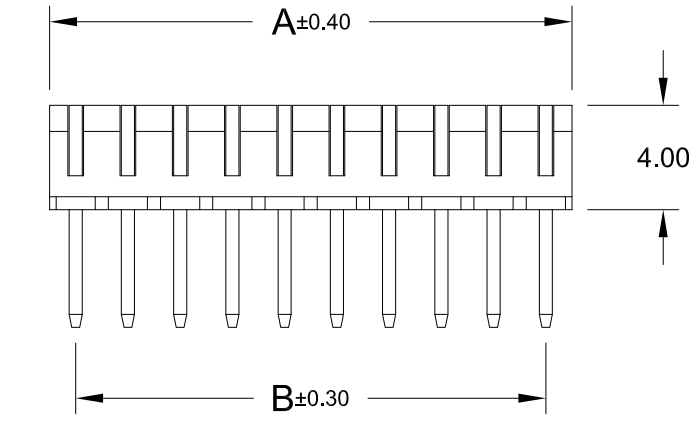


No. of Pins	Dimension mm	
	A	B
004	4,00	2,00
006	6,00	4,00
008	8,00	6,00
010	10,00	8,00
012	12,00	10,00
014	14,00	12,00
016	16,00	14,00
018	18,00	16,00
020	20,00	18,00
022	22,00	20,00
024	24,00	22,00
026	26,00	24,00
028	28,00	26,00
030	30,00	28,00
032	32,00	30,00
034	34,00	32,00
036	36,00	34,00
038	38,00	36,00
040	40,00	38,00
042	42,00	40,00
044	44,00	42,00
046	46,00	44,00
048	48,00	46,00
050	50,00	48,00
052	52,00	50,00
054	54,00	52,00
056	56,00	54,00
058	58,00	56,00
060	60,00	58,00
062	62,00	60,00
064	64,00	62,00
066	66,00	64,00
068	68,00	66,00
070	70,00	68,00
072	72,00	70,00
074	74,00	72,00
076	76,00	74,00
078	78,00	76,00
080	80,00	78,00



Recommended PCB Layout Top View  
(Tolerance ±0.05)

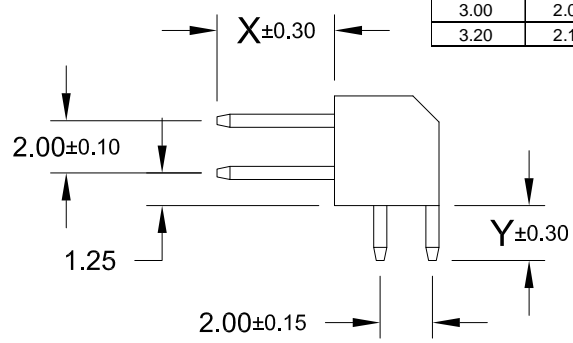
**Order Code**  
SE2-xxx-R430/ xx - xx /2X

No. of Pin  
**004 to 080**  
see table

Packing  
**T = Tube**  
no suffix = PE Bag

Dim."X" (mm)	Dim."Y" (mm)	Pin Code
4.00	2.80	blank
4.50	2.10	/01
3.50	2.50	/02
3.40	1.60	/03
4.00	3.20	/04
3.00	2.00	/05
3.20	2.10	/06

Plating  
**55** = Gold flash (Standard)  
**66** = 10µ" Gold  
**77** = 15µ" Gold  
**88** = 30µ" Gold  
**99** = Tin  
 Duplex plating  
**95** = Tin/Gold flash  
**96** = Tin/10µ" Gold  
**97** = Tin/15µ" Gold  
**98** = Tin/30µ" Gold



**Material**  
 Contact: Brass  
 Plating: Gold, Tin or Duplex  
 \*Duplex = Tin on solder, Gold on contact area  
 Insulator: PA6T (black) UL 94V-0  
 Operating temperature: -40°C to +105°C

**Specifications**  
**Electrical**  
 Current rating: 2A  
 Insulation resistance: 1000MΩ min.  
 Contact resistance: 20mΩ max.  
 Withstanding voltage: 500V AC/DC

E-tec 2018 © - all rights reserved



UNIT mm	GENERAL TOLERANCE		DRAWN Cherry	DATE 07.12.2017	DWG. NO. SE2-R430/2	SHEET 1/1	
	X.° ±	X. ±					
	SCALE Free	.X° ±	.X ±	CHECK Kent	DATE 29.03.2019	SERIES NO. SE2-xxx-R430/xx-xx/2X	REV. C
		.XX° ±	.XX ± 0.25	APPROVE SH	DATE 29.03.2019		
.XXX° ±		.XXX ±					

**2.00mm Pitch Pin Header**  
**-THT- Right angle**  
**high plastic base**