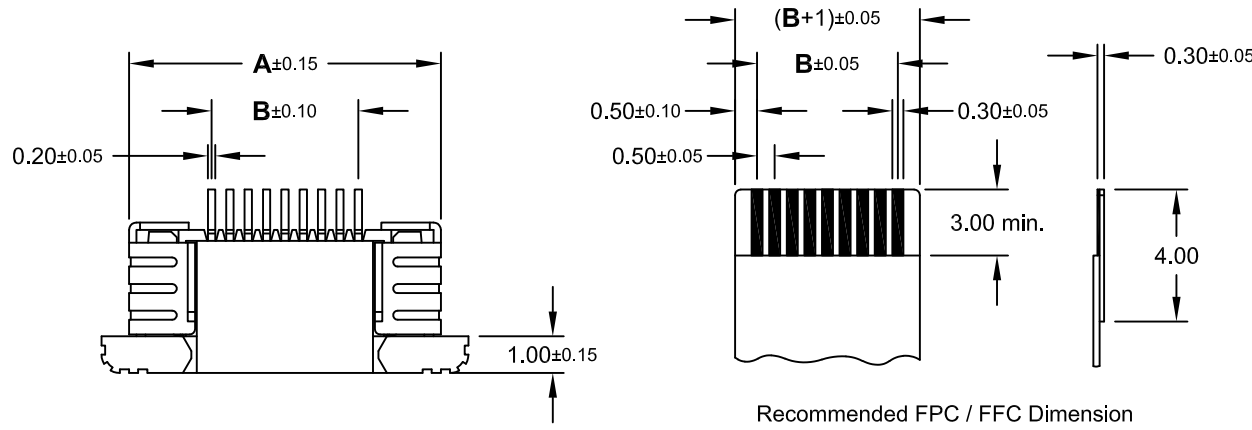
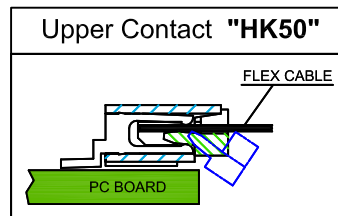
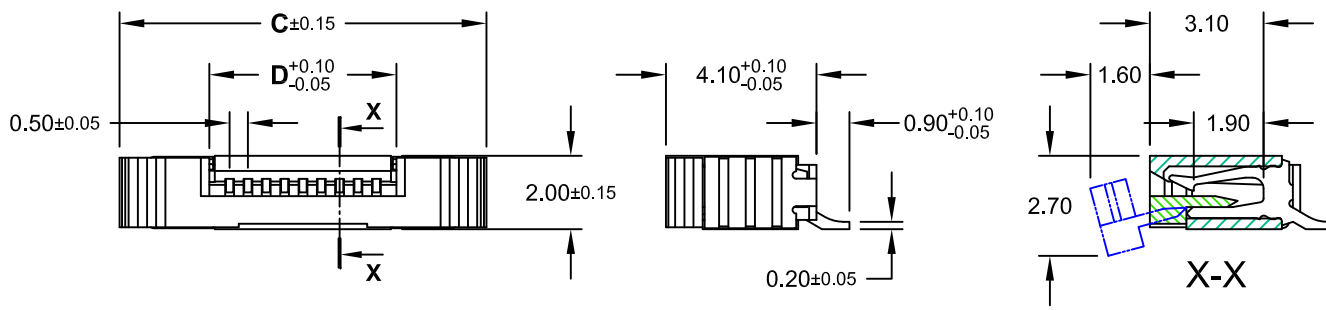


REV.	DESCRIPTION	DATE	DRAWN
A	New	10.09.2003	Bonnie Li
B	general update	16.10.2018	Ronny
C	delete tube option	04.10.2019	Cherry



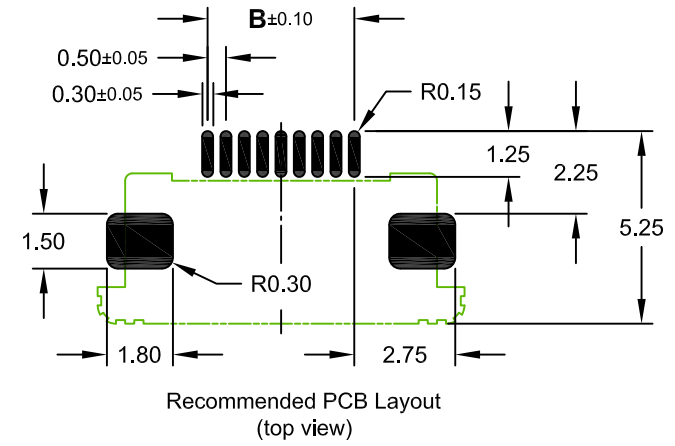
Recommended FPC / FFC Dimension



Order Code
FCZ-xxx-H050-xx/X

Plating Packing
Tin = 99 /R = Reel
Gold flash = 55

No. of Contacts	Dimension mm				No. of Contacts	Dimension mm			
	A	B	C	D		A	B	C	D
004	6,00	1,50	7,50	2,60	028	18,00	13,50	19,50	14,60
005	6,50	2,00	8,00	3,10	029	18,50	14,00	20,00	15,10
006	7,00	2,50	8,50	3,60	030	19,00	14,50	20,50	15,60
007	7,50	3,00	9,00	4,10	031	19,50	15,00	21,00	16,10
008	8,00	3,50	9,50	4,60	032	20,00	15,50	21,50	16,60
009	8,50	4,00	10,00	5,10	033	20,50	16,00	22,00	17,10
010	9,00	4,50	10,50	5,60	034	21,00	16,50	22,50	17,60
011	9,50	5,00	11,00	6,10	035	21,50	17,00	23,00	18,10
012	10,00	5,50	11,50	6,60	036	22,00	17,50	23,50	18,60
013	10,50	6,00	12,00	7,10	037	22,50	18,00	24,00	19,10
014	11,00	6,50	12,50	7,60	038	23,00	18,50	24,50	19,60
015	11,50	7,00	13,00	8,10	039	23,50	19,00	25,00	20,10
016	12,00	7,50	13,50	8,60	040	24,00	19,50	25,50	20,60
017	12,50	8,00	14,00	9,10	041	24,50	20,00	26,00	21,10
018	13,00	8,50	14,50	9,60	042	25,00	20,50	26,50	21,60
019	13,50	9,00	15,00	10,10	043	25,50	21,00	27,00	22,10
020	14,00	9,50	15,50	10,60	044	26,00	21,50	27,50	22,60
021	14,50	10,00	16,00	11,10	045	26,50	22,00	28,00	23,10
022	15,00	10,50	16,50	11,60	046	27,00	22,50	28,50	23,60
023	15,50	11,00	17,00	12,10	047	27,50	23,00	29,00	24,10
024	16,00	11,50	17,50	12,60	048	28,00	23,50	29,50	24,60
025	16,50	12,00	18,00	13,10	049	28,50	24,00	30,00	25,10
026	17,00	12,50	18,50	13,60	050	29,00	24,50	30,50	25,60
027	17,50	13,00	19,00	14,10					



Recommended PCB Layout (top view)

Specifications

Electrical
Current rating: 0,5A max.
Insulation resistance: 500MΩ min.
Contact resistance: 20mΩ max.
Withstanding voltage: 200V AC

Material
Contact: Phosphor Bronze
Plating: Sn or Au over Ni
Solder Pad: Brass
Plating: Sn over Ni
Housing: LCP (beige) UL 94V-0
Actuator: LCP (black) UL 94V-0



Operating temperature: -20°C to +85°C
Processing temperature: +250°C +/-5°C for 3 seconds

E-tec 2019 © - all rights reserved



UNIT mm	GENERAL TOLERANCE		DRAWN Bonnie Li	DATE 10.09.2003	DWG. NO. FCZ-H050	SHEET 1/1				
	X.° ±	X. ±					CHECK Kent	DATE 04.10.2019	SERIES NO. FCZ-xxx-H050-xx/X	REV. C
	.X° ±	.X ±								
	.XX° ±	.XX ±								
.XXX° ±	.XXX ±									
SCALE Free			APPROVE SH	DATE 04.10.2019						

FPC Connector ZIF Type
-SMT- 0.50mm pitch horizontal
H050 Series Upper Contact