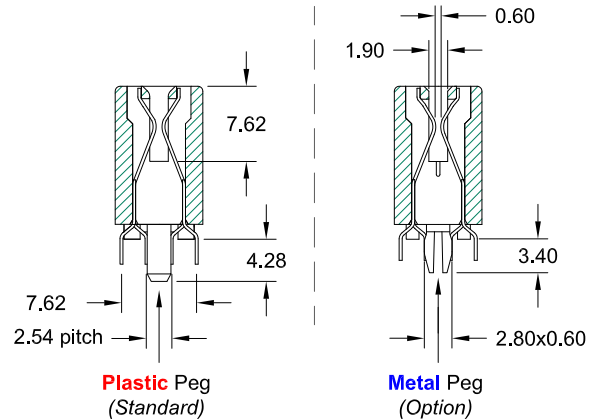
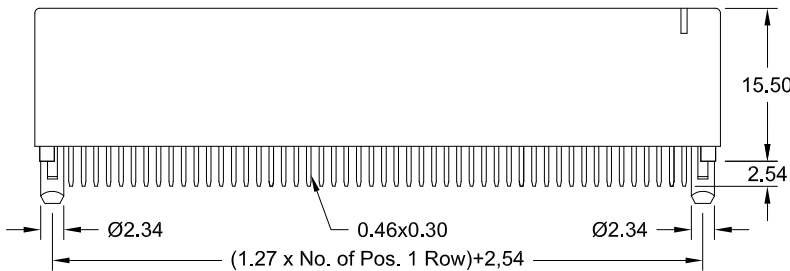

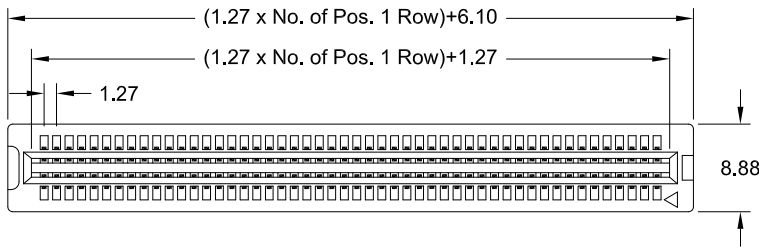


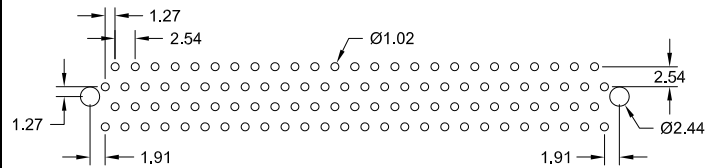
Card Edge Connector - THT - 1.27mm pitch



Application and Features

- Hi-rel dual beam contact assures reliable PC Board connections.
- Accepts PCB thickness of 1.57mm ±0.18
- 1.27mm contact center pitch.

PCB Hole Layout



Specifications

Current rating	1 A
Insulation resistance	1000 MΩ min.
Contact resistance	30 mΩ max.
Withstanding voltage	500 V AC
Capacitance	2pF max.
Voltage rating	250 V

Operating temperature	- 55°C to +85°C
Contact material	Copper alloy (RoHS compliant)
Plating	Contact area - Au over Ni Solder tail area - Sn over Ni (tin leadfree)
Insulator material	PA66 (black) UL 94 V-0 (RoHS compliant)
Insertion force	2.26N max. per contact pair
Withdrawal force	0.15N min. per contact pair

How to order

ECC - xxx - S050 - 95 /X

Nbr of contacts
004; 006; 008; 010; 012; 014; 016; 018; 020 022; 024; 026; 028; 030 032; 034; 036; 038; 040; 042;044 046; 048; 050; 052; 054; 056 (058 only /N Type) 060; 080; 128 other contacts on request

Plating
95 = Tin/Gold (tin leadfree) other platings on request

Peg Option
/N = Metal Peg plastic peg is standard; no Option suffix