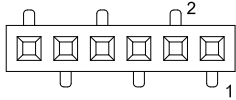


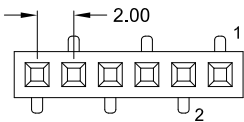


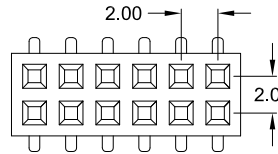
2.00mm pitch Female Header
 - THT - dual entry type low profile



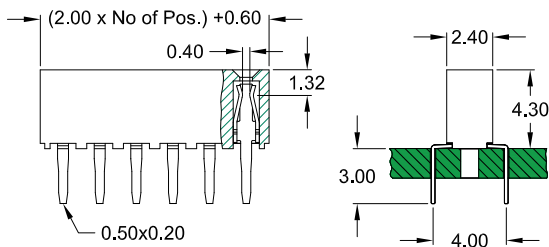
S430 Style



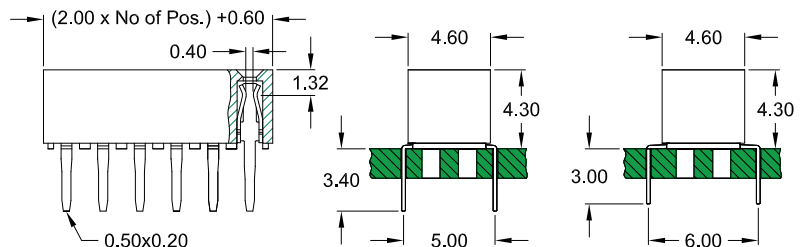
S431 Style



S430 Style



BB1-4xx-



BB2-5xx-

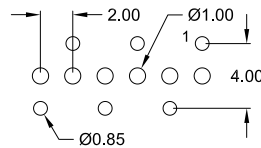
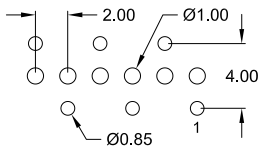
BB2-6xx-

PCB Hole Layout

1 row - zig-zag pin-out

Style **S430**

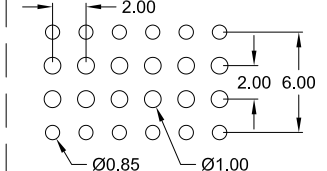
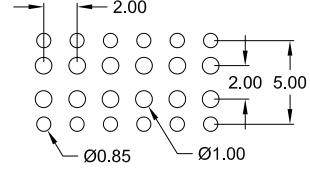
Style **S431**



2 rows - pin spacing pin-out

5.00mm

6.00mm



Application and Features

- Hi-rel dual beam contact assures reliable PCB connections
- Dual entry design for board stacking
- Accepts 0.50mm square pins

Specifications

Current rating	2 A
Insulation resistance	1000 MΩ min.
Contact resistance	20 mΩ max.
Withstanding voltage	500 V AC
Operating temperature	- 40°C to +105°C
Contact material (RoHS compliant)	Phosphor Bronze
Insulator material (RoHS compliant)	PA6T UL 94 V-0

How to order

BB x - x xx - S xxx - 55/2

Rows	Pin spacing	Nbr of contacts	Foot Style	Plating
1 = single row	4 = 4.00mm zig-zag	single row 02 to 40	single row 430 & 431 pls. choose 430 Style if odd pin count.	55 = Gold
2 = dual row	5 = 5.00 mm 6 = 6.00 mm	dual row 04 to 80	dual row 430	other plating on request