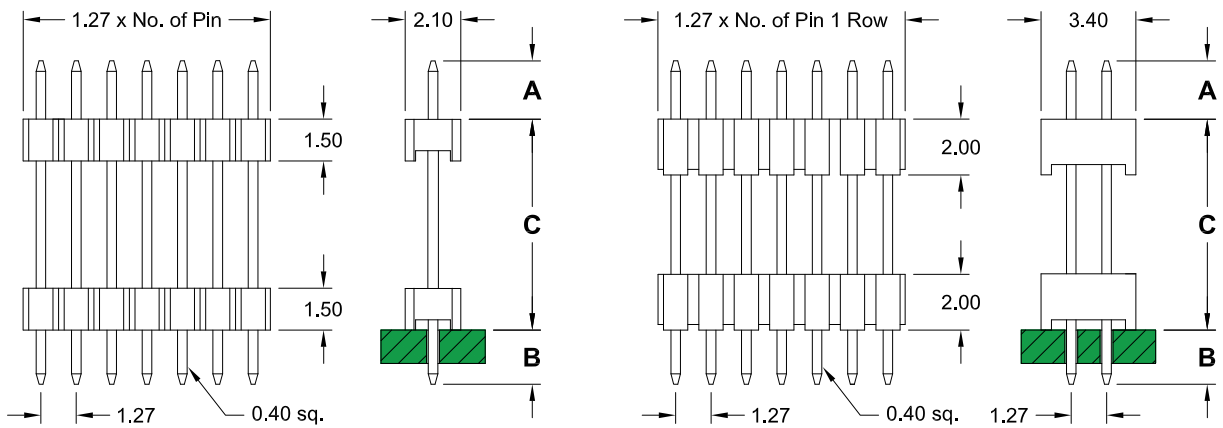

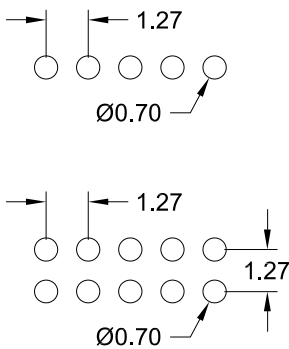


1.27mm pitch Board Spacer

- THT - single & dual row



PCB Hole Layout



Specifications

| | |
|-----------------------|---|
| Current rating | 1 A |
| Insulation resistance | 1000 MΩ min. |
| Withstanding voltage | 500 V AC |
| Operating temperature | - 40°C to +105°C |
| Contact material | Copper Alloy <i>(RoHS compliant)</i> |
| Insulator material | PA6T UL 94 V-0 <i>(RoHS compliant)</i> |

| Pin code | DIM "A" | DIM "B" | DIM "C" |
|--------------|---------|---------|----------|
| 162/1 | 5.70 mm | 5.70 mm | 4.80 mm |
| 179/0 | 5.85 mm | 5.85 mm | 6.15 mm |
| 130/2 | 3.70 mm | 2.30 mm | 7.00 mm |
| 130/3 | 3.00 mm | 3.00 mm | 7.00 mm |
| 150/2 | 4.00 mm | 3.00 mm | 8.00 mm |
| 127/1 | 2.20 mm | 2.20 mm | 8.30 mm |
| 152/2 | 3.60 mm | 2.60 mm | 9.00 mm |
| 180/3 | 4.00 mm | 4.00 mm | 10.00 mm |
| 205/1 | 3.00 mm | 6.50 mm | 11.00 mm |
| 190/1 | 3.00 mm | 3.00 mm | 13.00 mm |
| 220/1 | 6.00 mm | 3.00 mm | 13.00 mm |
| 200/1 | 3.00 mm | 3.00 mm | 14.00 mm |
| 230/1 | 3.00 mm | 6.00 mm | 14.00 mm |
| 210/4 | 3.50 mm | 3.00 mm | 14.50 mm |
| 230/2 | 3.00 mm | 3.00 mm | 17.00 mm |
| 244/2 | 4.00 mm | 3.00 mm | 17.40 mm |
| 265/1 | 4.60 mm | 3.00 mm | 18.90 mm |

other dimensions on request

How to order

SP x - xxx - S xxx/x - 55/11

| Rows | Nbr of pins | Pin code | Plating |
|-----------------------|--------------------------|---|--|
| 1 = single row | 003 to 050 | dimension and others see above table | 55 = Gold other platings on request |
| 2 = dual row | 006 to 100 | | |