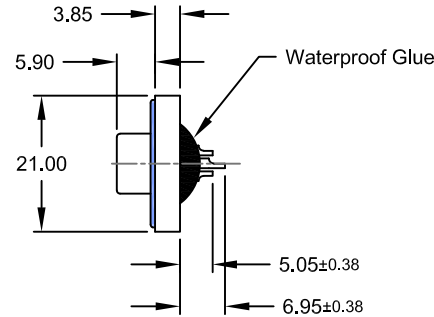
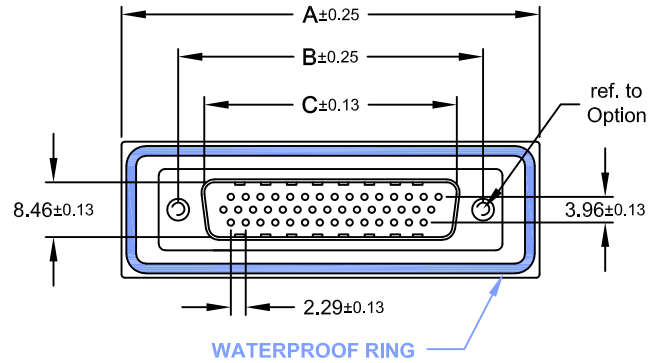
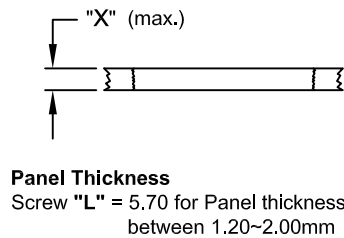
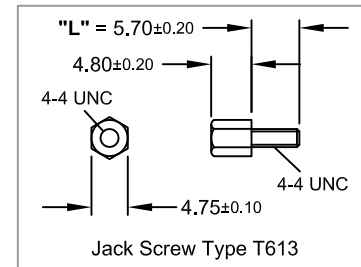
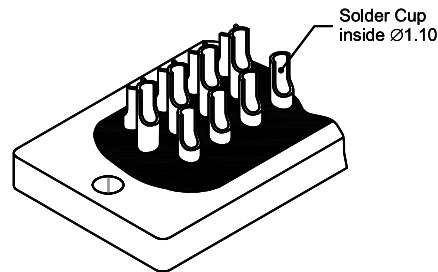
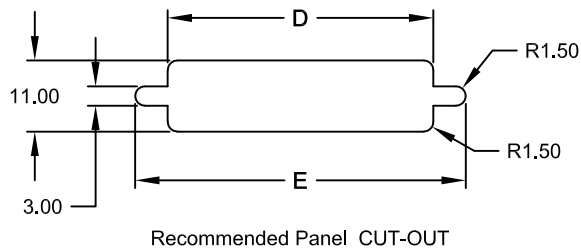
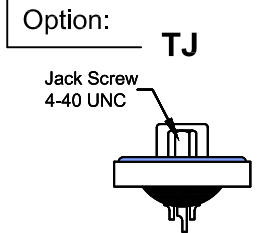
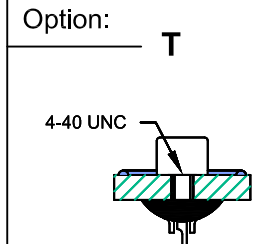
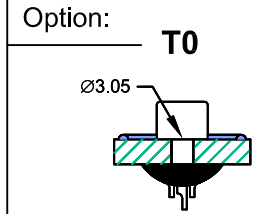
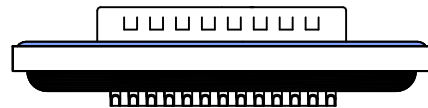


REV.	DESCRIPTION	DATE	DRAWN
A	New	10.11.2006	RH
B	frame	23.07.2008	Ronny
C	correct No. of contact	20.04.2011	Ronny
D	general update	05.08.2019	Ronny



**Order Code**  
**SHM-xxx-SIP01-55/TX**

Dimension mm					No. of Contact
A	B	C	D	E	
39,40	24,99	16,92	20,00	28,20	015
47,70	33,30	25,25	28,00	36,50	026
64,50	47,04	38,95	41,50	51,00	044



**Specifications**

**Electrical**  
 Current rating: 5A  
 Insulation resistance: 5000MΩ min.  
 Contact resistance: 10mΩ max.  
 Voltage rating: 250V AC rms max.  
 Withstanding voltage: 1000V AC rms

**Material**

Contact: Brass  
 Plating: Au flash over Ni  
 Insulator: PBT UL 94V-0  
 Shell: Steel  
 Plating: Ni  
 Operating temperature: -55°C to +85°C



Salt Spray: 48 Hours  
 Waterproof rating: IP 67 min.

E-tec 2019 © - all rights reserved



UNIT	GENERAL TOLERANCE		DRAWN	DATE
mm	X.° ±	X. ±	RH	10.11.2006
SCALE	.X° ±	.X ±	CHECK	DATE
Free	.XX° ±	.XX ± 0.25	Ronny	05.08.2019
	.XXX° ±	.XXX ±	APPROVE	DATE
			Fagi	05.08.2019

DWG. NO.	SHEET 1/1
SHM-SIP01/T	REV. D
SERIES NO.	
SHM-xxx-SIP01-55/TX	

**Waterproof D-Sub "Male"**  
 High Density  
**Solder Cup Type**