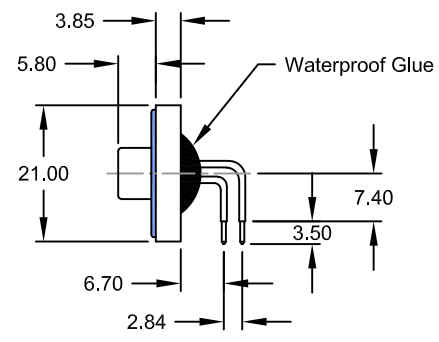
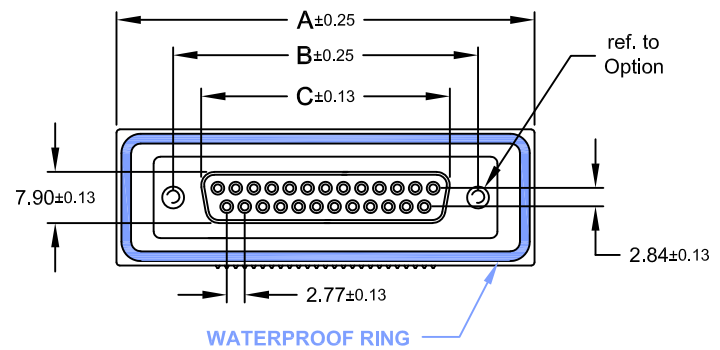
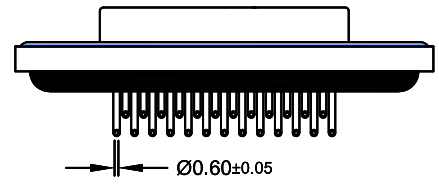


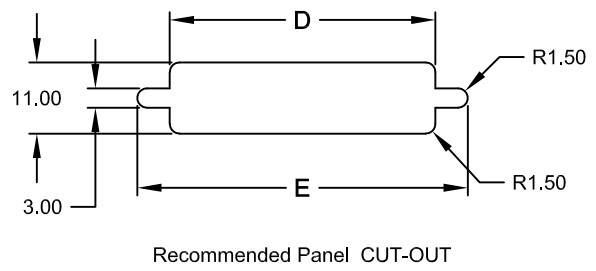
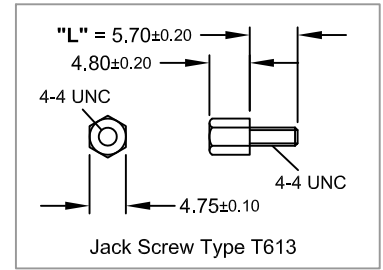
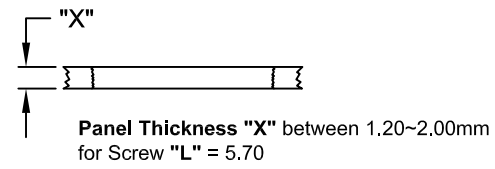
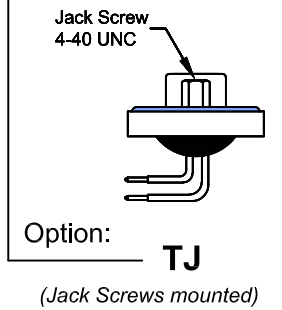
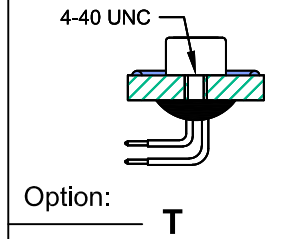
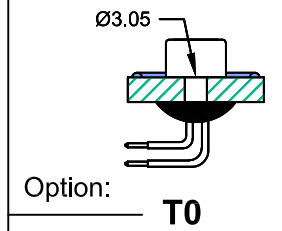
REV.	DESCRIPTION	DATE	DRAWN
A	New	10.11.2006	RH
B	frame	23.07.2008	Ronny
C	general update	09.08.2019	Ronny



Order Code
SDF-xxx-NIP7-55/L2TX



Dimension mm					No. of Contact
A	B	C	D	E	
39,40	24,99	16,33	20,00	28,20	009
47,70	33,30	24,66	28,00	36,50	015
64,50	47,04	38,38	41,50	51,00	025



Specifications


Electrical
Current rating: 5A
Insulation resistance: 5000MΩ min.
Contact resistance: 10mΩ max.
Withstanding voltage: 1000V AC rms

Material
Contact: Brass
Plating: Au flash over Ni
Insulator: PBT UL 94V-0
Shell: Steel
Plating: Ni
Operating temperature: -55°C to +85°C



Salt Spray: 48 Hours
Waterproof Rate: IP 67 min.

E-tec 2019 © - all rights reserved

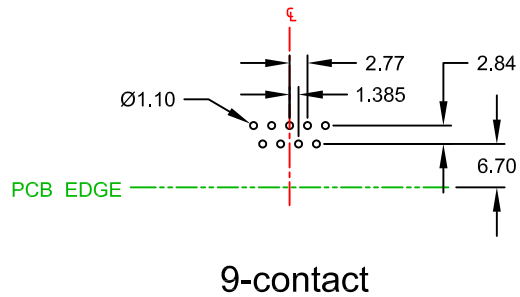


UNIT	SCALE	GENERAL TOLERANCE		DRAWN	DATE	DWG. NO.	SHEET 1/2
mm	Free	X.° ±	X. ±	RH	10.11.2006	SDF-NIP7/L2T	REV. C
		.XX° ±	.X ±	Ronny	09.08.2019	SERIES NO.	
		.XX° ±	.XX ± 0.25	Fagi	09.08.2019	SDF-xxx-NIP7-xx/L2TX	
		.XXX° ±	.XXX ±				

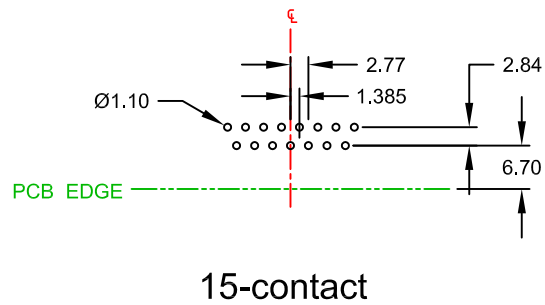
Waterproof D-Sub
Standard "Female"
Right Angle Type w/o Brackets

REV.	DESCRIPTION	DATE	DRAWN
A	New	10.11.2006	RH
B	frame	23.07.2008	Ronny
C	general update	09.08.2019	Ronny

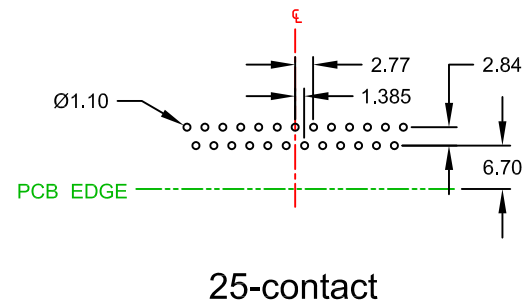
RECOMMENDED PCB HOLE LAYOUT "FEMALE"



9-contact



15-contact



25-contact

Layout Top View
(Tolerance ± 0.05)

E-tec 2019 © - all rights reserved



UNIT	mm	GENERAL TOLERANCE	
SCALE	Free	X.° ±	X. ±
		.XX° ±	.X ±
		.XX° ±	.XX ± 0.25
		.XXX° ±	.XXX ±

DRAWN	RH	DATE	10.11.2006
CHECK	Ronny	DATE	09.08.2019
APPROVE	Fagi	DATE	09.08.2019

DWG. NO.	SDF-NIP7/L2T	SHEET 2/2
SERIES NO.	SDF-xxx-NIP7-xx/L2TX	REV. C

PCB Hole Layout for
Waterproof D-Sub
Standard "Female"
Right Angle Type w/o Brackets