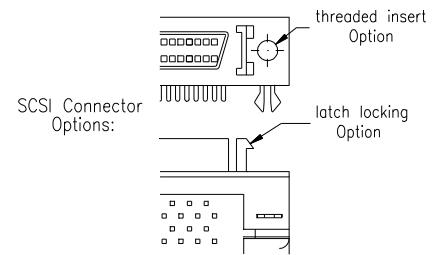
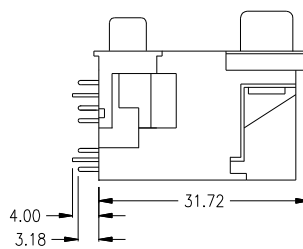
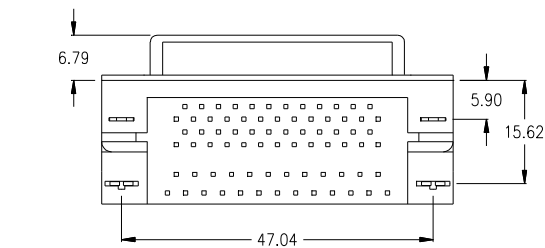
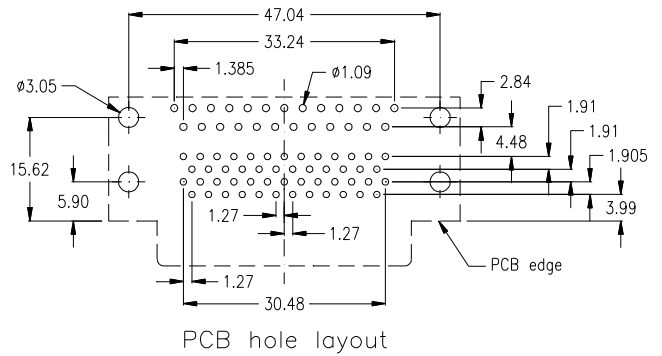
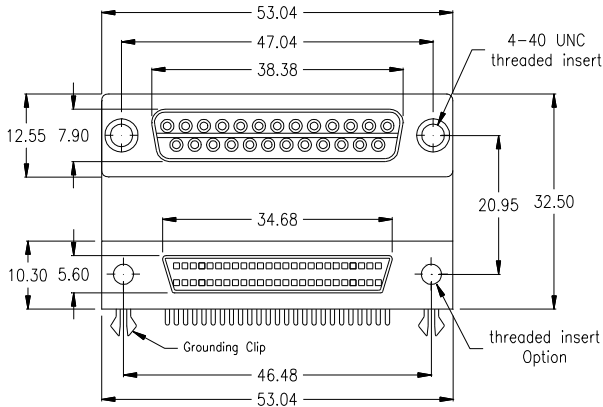


25-pin female D-Sub / 50-pin female SCSI II



with latch locking on SCSI Connector and 4-40 UNC threaded insert on both Connectors

with latch locking on SCSI Connector and 2-56 UNC threaded insert on SCSI Connectors

without latch locking on SCSI Connector and 4-40 UNC threaded insert on both Connectors

without latch locking on SCSI Connector and 2-56 UNC threaded insert on SCSI Connectors

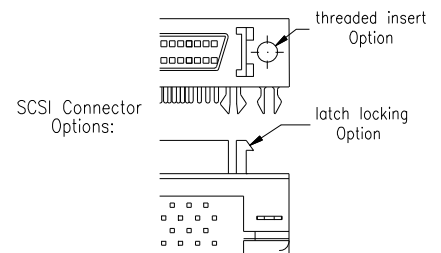
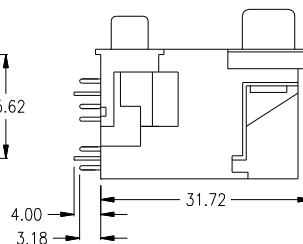
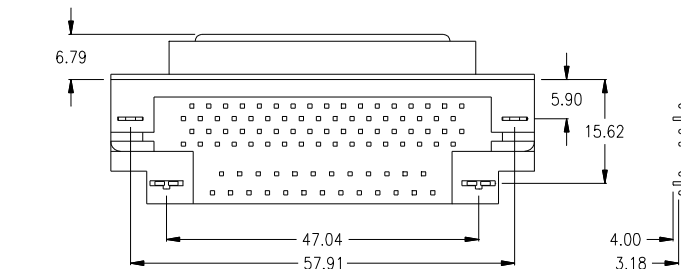
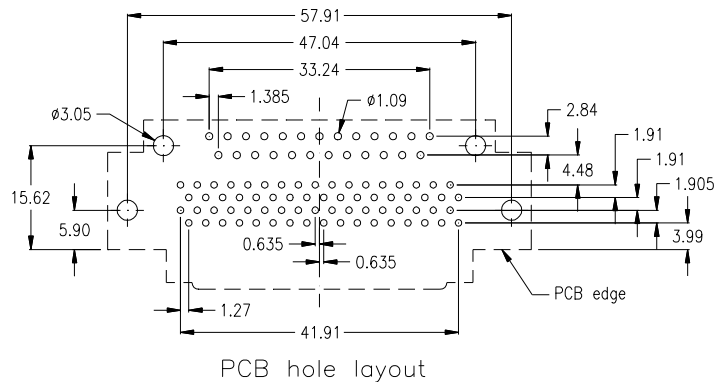
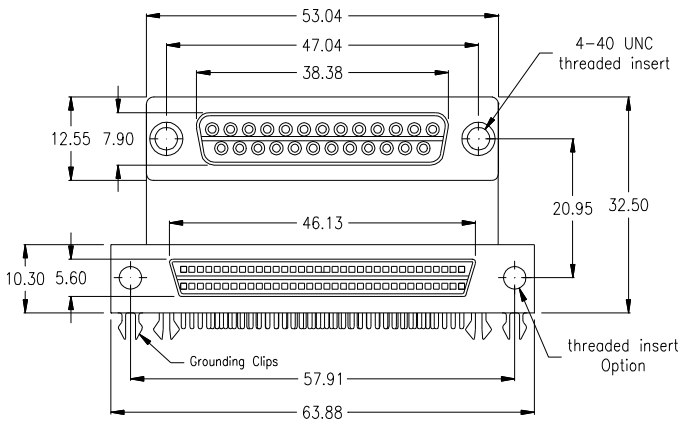
CSD-D2550-6-95-FN2-0

CSD-D2550-6-95-FN2-1

CSD-D2550-6-95-FN3-0

CSD-D2550-6-95-FN3-1

25-pin female D-Sub / 68-pin female SCSI II



with latch locking on SCSI Connector and 4-40 UNC threaded insert on both Connectors

with latch locking on SCSI Connector and 2-56 UNC threaded insert on SCSI Connectors

without latch locking on SCSI Connector and 4-40 UNC threaded insert on both Connectors

without latch locking on SCSI Connector and 2-56 UNC threaded insert on SCSI Connectors

CSD-D2568-6-95-FN2-0

CSD-D2568-6-95-FN2-1

CSD-D2568-6-95-FN3-0

CSD-D2568-6-95-FN3-1