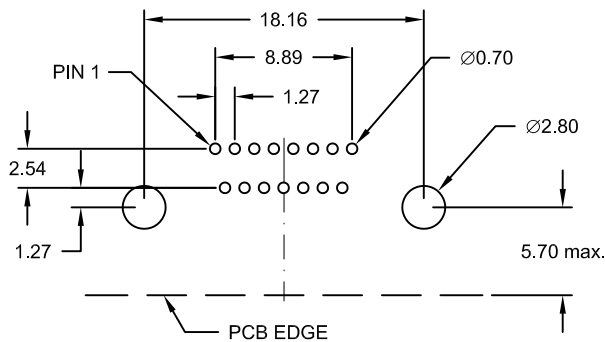
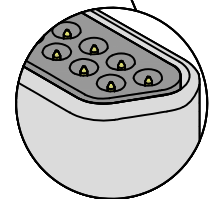
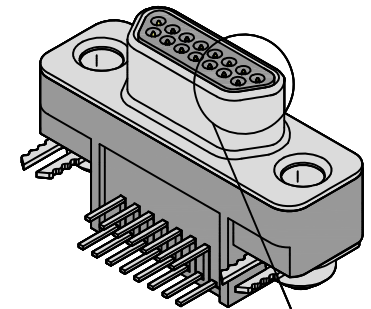
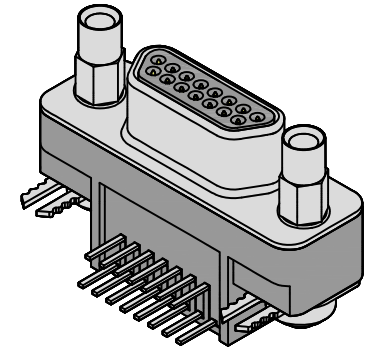
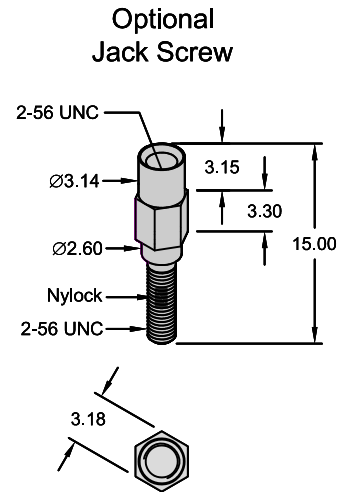
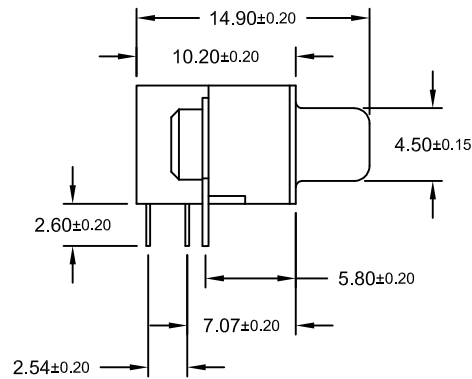
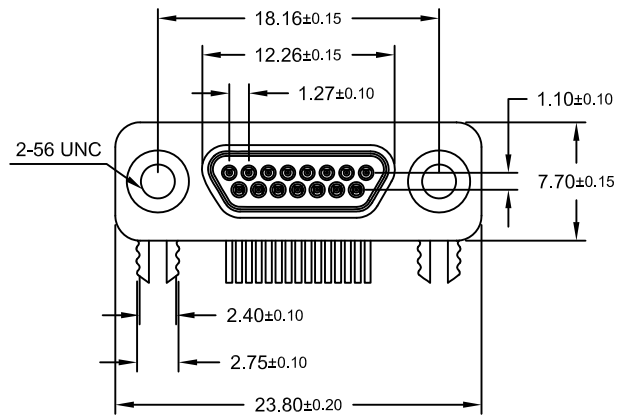
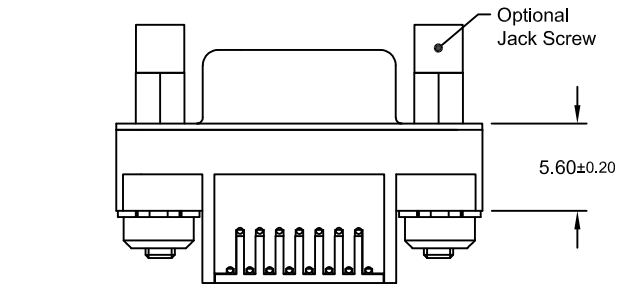


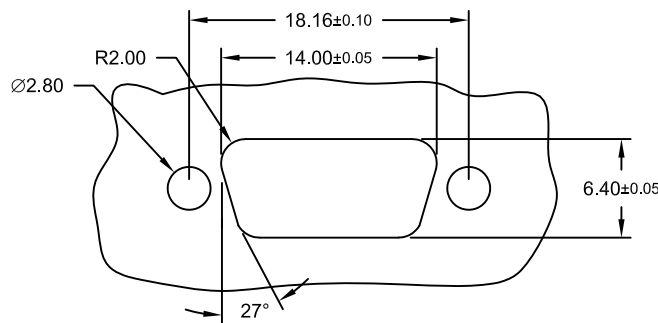
REV.	DESCRIPTION	DATE	DRAWN
A	New	25.08.2010	Ronny
B	general update	25.07.2019	Ronny

Order Code MSM-015-SS97-97/NX

Option
no suffix = w/o Jack Screw (Standard)
J = with Jack Screw



Recommended PCB Layout
(Tolerance ±0.05)



Recommended Panel cutout
(Tolerance ±0.05)

Specifications

Electrical

Current rating: 1A
Insulation resistance: 1000MΩ min.
Dielectric withstanding: 500V AC
Contact resistance: 45mΩ max.
Operating temperature: -55°C to +85°C

Materials

Contact: Copper Alloy
Plating: Contact area: Au 15μ" over Ni
Solder area: Sn over Ni
Insulator: PBT UL 94V-0
Shell: Cold roller Steel
Plating: Bright Sn over Cu



E-tec 2019 © - all rights reserved



UNIT	GENERAL TOLERANCE		DRAWN	DATE	DWG. NO.	SHEET 1/1
mm	X.° ±	X. ±	Ronny	25.08.2010	MSM-015-SS97	REV. B
SCALE	.X° ±	.X ±	Ronny	25.07.2019		
	.XX° ±	.XX ± 0.15	APPROVE	DATE	SERIES NO.	
	.XXX° ±	.XXX ±	Fagi	25.07.2019	MSM-xxx-SS97-xx/NX	

Micro D-Sub Connector
-THT- right angle
15 - contact Male