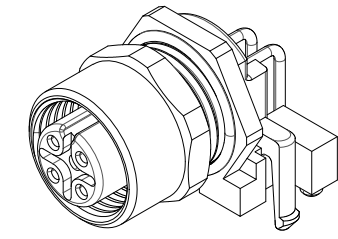
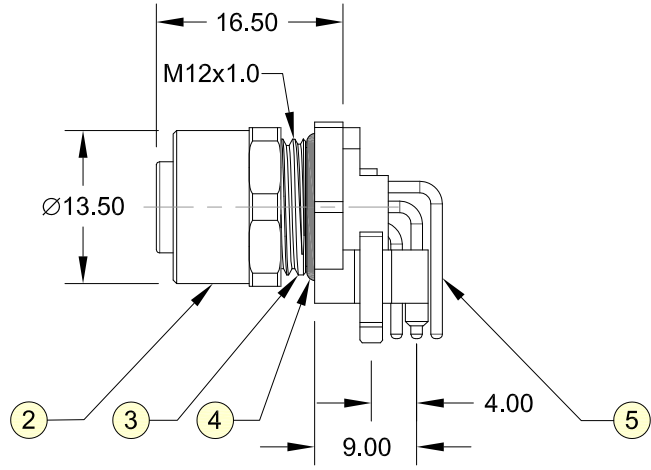
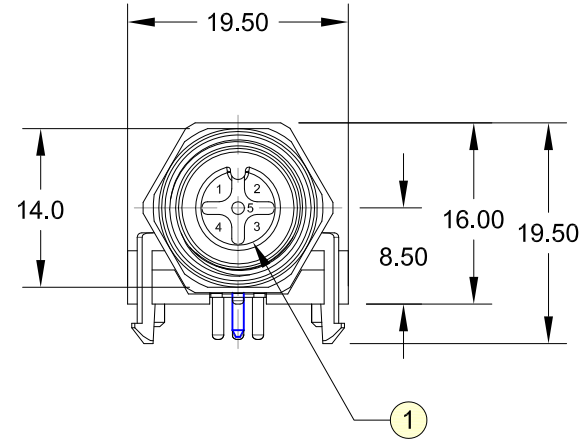
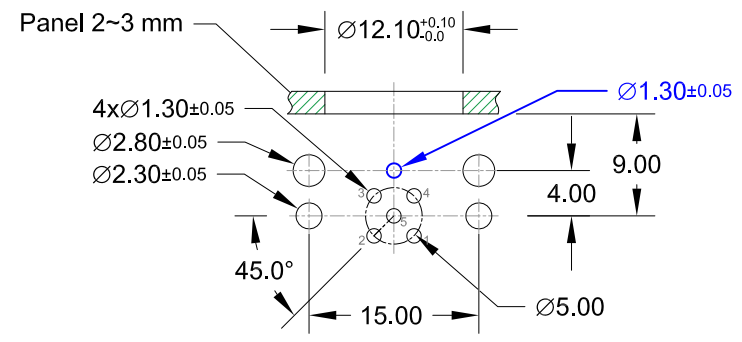


REV.	DESCRIPTION	DATE	DRAWN
A	New	21.01.2020	Cherry



Order Code
M12-FA05-THFP-55/X00

Option _____
no suffix = without Shield Pin
S = with Shield Pin



Recommended PCB Layout and Panel Cut-out Size
Top View



Specifications

Electrical
Current rating: 4A per contact
Insulation resistance: 100MΩ min.
Voltage rating: 60V AC/DC

Mechanical Requirements

Waterproof rate: IP67
Recommended panel thickness: 2.0 to 3.0mm
Operating life: 500 cycles min.

In accordance with IEC 61076-2-101:2012

E-tec 2020 © - all rights reserved



UNIT	mm	GENERAL TOLERANCE		DRAWN	Cherry	DATE	21.01.2020
SCALE	Free	X.° ±	X. ±	CHECK	Cheng	DATE	21.01.2020
		.X° ±	.X ± 0.50	APPROVE	Fagi	DATE	21.01.2020
		.XX° ±	.XX ± 0.25				
		.XXX° ±	.XXX ±				

DWG. NO.	M12-FA05-THFP-55/00
SERIES NO.	M12-FA05-THFP-55/X00
SHEET 1/1	REV. A

M12 Circular Connector
5-Pin Female A-Coding Type
THT - Panel Front Mount - Right Angle

Item	Part Name	Materials / Finish(Color)	Q'TY
1	Housing	Thermoplastic / Black	1
2	Hex Nut	Copper Alloy / Ni Plated	1
3	Metal Body	Copper Alloy / Ni Plated	1
4	O-Ring	NBR / Black	1
5	Contact	Phosphor Bronze / Au Plated	5