
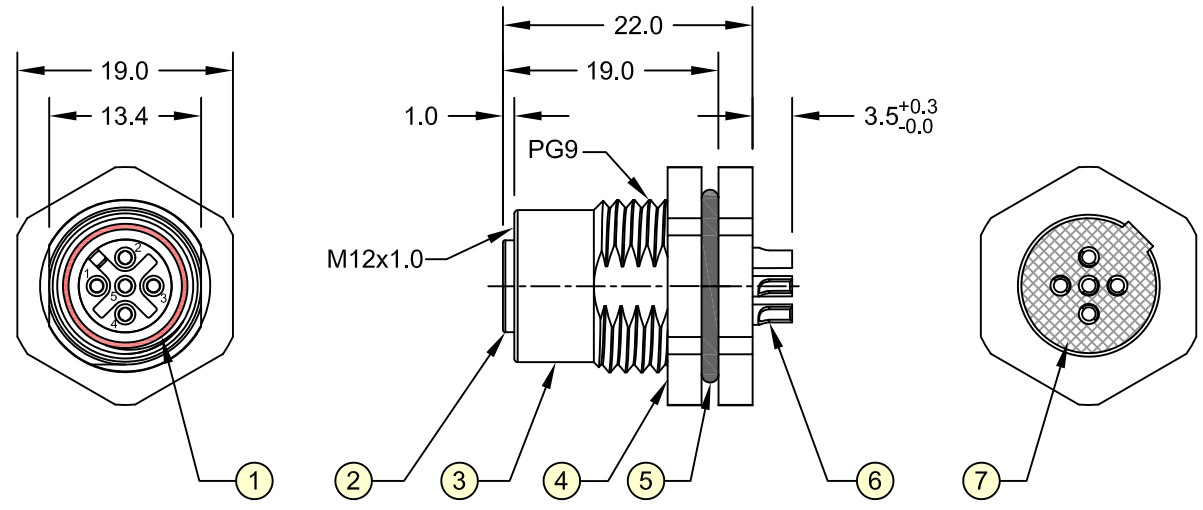
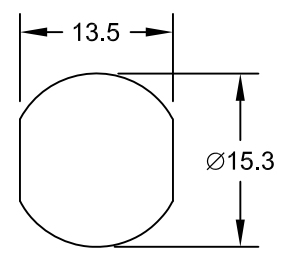


REV.	DESCRIPTION	DATE	DRAWN
A	New	08.12.2016	Cherry
B	General update	04.07.2019	Cheng



Order Code
M12-FA05-CVFP-55/00



Specifications

Electrical
 Current rating: 4A per contact
 Insulation resistance: 100MΩ min.
 Voltage rating: 60V AC/DC
 Withstanding voltage: 1000V AC

Mechanical Requirements
 Waterproof rate: IP68
 Recommended panel thickness: 0.8 to 5.0mm
 Recommended torque: 9~10 kgf-cm
 Operating life: 100 cycles min.

In accordance with IEC 61076-2-101:2012

Item	Part Name	Materials / Finish(Color)	Q'TY
1	O-Ring	Silicone / Red	1
2	Housing	Thermoplastic / Black	1
3	Metal Body	Copper Alloy / Ni Plated	1
4	Hex Nut	Copper Alloy / Ni Plated	1
5	O-Ring	NBR / Black	1
6	Contact	Copper Alloy / Au Plated	5
7	Glue	Epoxy / Black	-

E-tec 2019 © - all rights reserved



UNIT	mm	GENERAL TOLERANCE		DRAWN	Cherry	DATE	08.12.2016	DWG. NO.	M12-FA05-CVFP-55/00	SHEET	1/1
SCALE	Free	X.° ±	X. ±	CHECK	Cheng	DATE	04.07.2019	SERIES NO.	M12-FA05-CVFP-55/00	REV.	B
		.XX° ±	.XX ± 0.20	APPROVE	Fagi	DATE	04.07.2019				
		.XXX° ±	.XXX ±								

M12 Circular Connector
5-Pin Female A - Coding Type
 THT - Panel Front Mount