
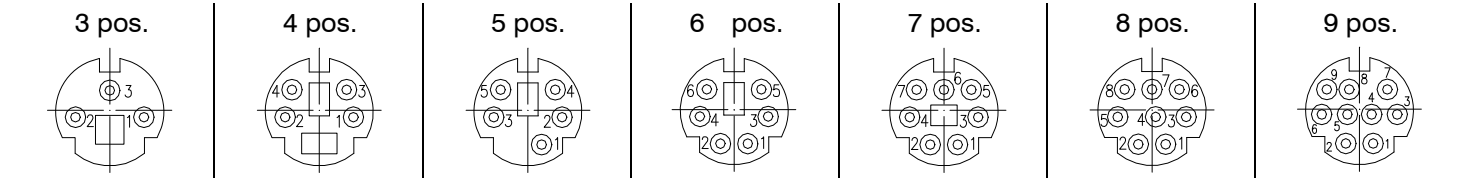


Mini DIN Connector

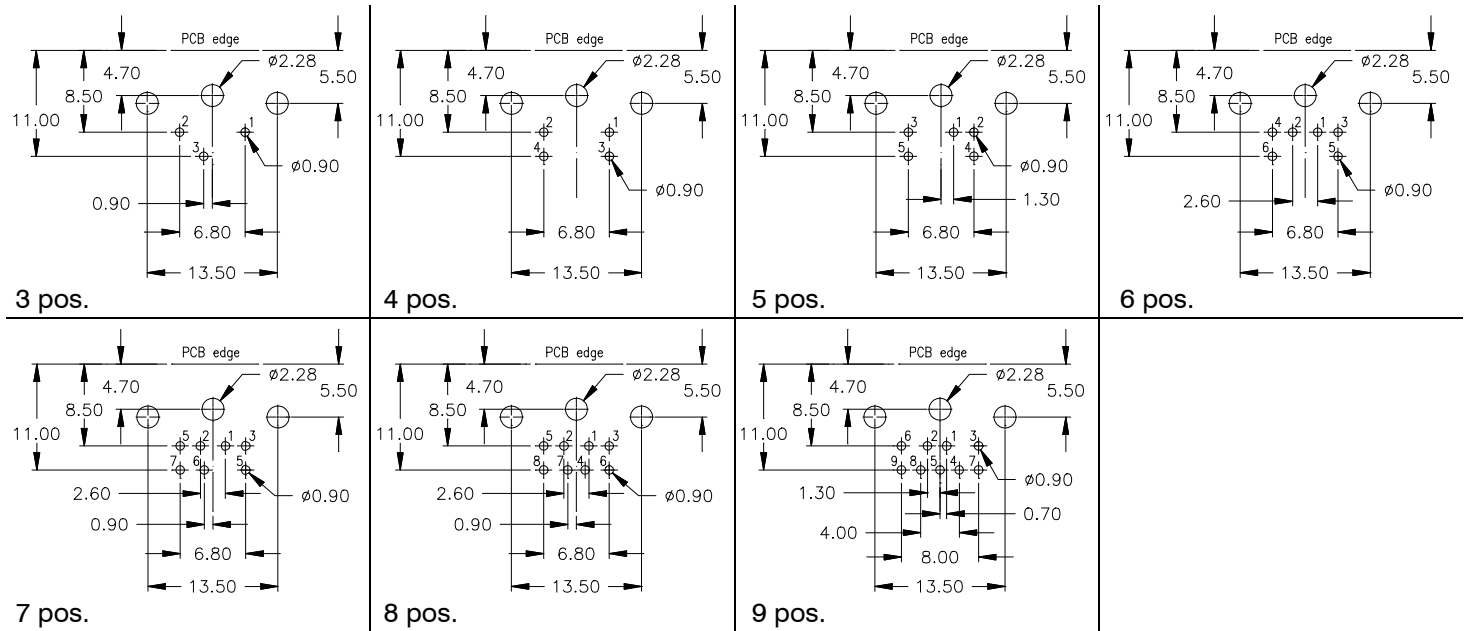
90° shielded type



FRONT VIEWS



PCB through hole layout



SPECIFICATIONS

Current rating 2 A max. at 12 V DC	1 A max. at 100 V AC or	Contact material (RoHS compliant)	Phosphor bronze
Insulator resistance	50 MΩ min. at 250 V DC	Contact plating	AG, Sn or Sn/Au over Ni (Sn leadfree)
Contact resistance	30 mΩ max.	Insulator material (RoHS compliant)	P.B.T. UL 94 V-0 -black standard -
Dielectric withstanding voltage	250 V AC for 1 min.	Insertion force	4.5kg max.
Operating temperature	-40°C to +105°C	Extraction force	0.8kg min.
		Insertion/extraction cycles	500 min.

Ordering Code

MDJ - xxx - R X xx - xx

Nbr of contacts	Type	Color	Plating
003; 004; 005; 006 007; 008; 009	S = side shielded	01 = black	AGZ = silver
003; 004; 005; 006 007; 008; 009	F = fully shielded	01 = black for all types 22 = purple for 6-contact type only	95 = tin/gold (tin leadfree)