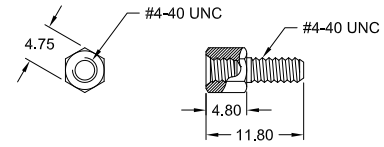
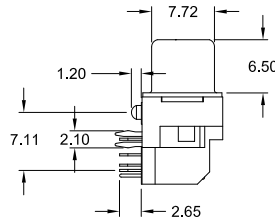
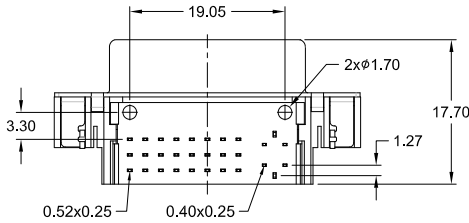
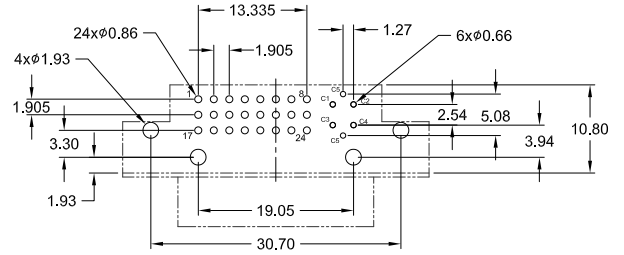
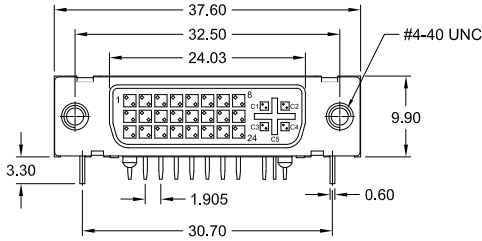


Analog & Digital Type

with plastic pegs



Option: Jack Screw

Specifications

Electrical:	
Current rating	1.5 A min.
Insulator resistance	1000 M Ω min.
Contact resistance	20 m Ω max.
Dielectric strength	1000 V for 1 Min.
Withstanding voltage	500V (rms) AC 1 Min.
Operating temperature	-20° C to +85° C
Mechanical:	
Insertion force	4.5 Kg max.
Withdrawal force	1.0 Kg min.
Durability	100 Cycles
Material:	
Contact	Copper Alloy
Housing	PBT UL 94V-0
Latch	PA66 UL 94V-0
Shell	Steel; Ni plated

How to order

DVF - 029 - NAD9 - xx /W P X

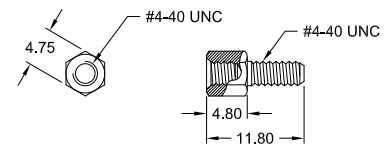
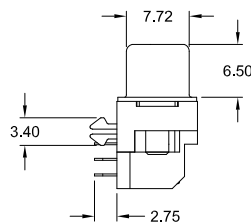
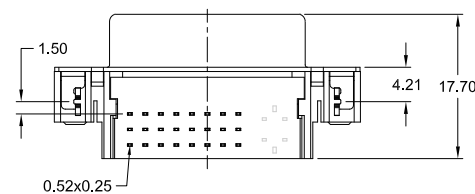
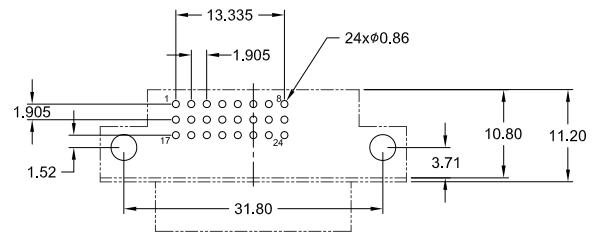
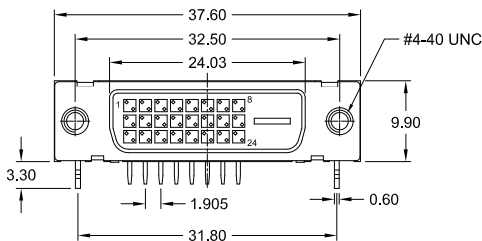
Plating	
95	= Tin (<i>leadfree</i>) / Gold flash
97	= Tin (<i>leadfree</i>) / Gold 15 μ "
98	= Tin (<i>leadfree</i>) / Gold 30 μ "

Housing Color	
W	= white (standard)
B	= black (option)

Option	
J	
2 Jack Screws 4-40 UNC attached	

Digital Type

without plastic pegs



Option: Jack Screw

Specifications

Electrical:	
Current rating	1.5 A min.
Insulator resistance	1000 M Ω min.
Contact resistance	20 m Ω max.
Dielectric strength	1000 V for 1 Min.
Withstanding voltage	500V (rms) AC 1 Min.
Operating temperature	-20° C to +85° C
Mechanical:	
Insertion force	4.5 Kg max.
Withdrawal force	1.0 Kg min.
Durability	100 Cycles
Material:	
Contact	Copper Alloy
Housing	PBT UL 94V-0
Latch	PA66 UL 94V-0
Shell	Steel; Ni plated

How to order

DVF - 024 - NDD9 - xx /W P X

Plating	
95	= Tin (<i>leadfree</i>) / Gold flash
97	= Tin (<i>leadfree</i>) / Gold 15 μ "
98	= Tin (<i>leadfree</i>) / Gold 30 μ "

Housing Color	
W	= white (standard)
B	= black (option)

Option	
J	
2 Jack Screws 4-40 UNC attached	