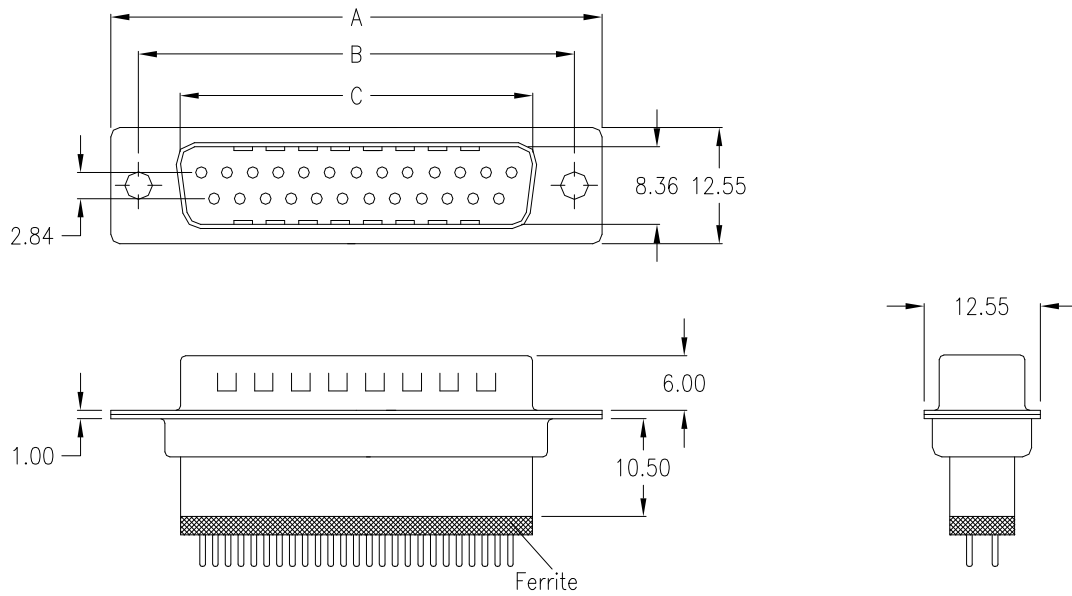


male



Ordering Code

SDM - xxx - B111 - 95 / F XXX

No. of contacts

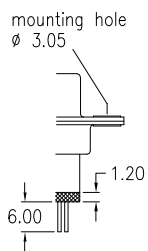
Option

Plating: -95 = tin(leadfree)/gold

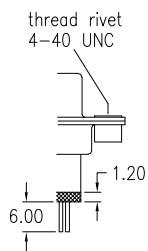
General Specification page 72

No. of contacts	Dimension		
	A	B	C
009	30.81 1.213	24.99 .984	16.92 .666
015	39.14 1.541	33.32 1.312	25.25 .994
025	53.04 2.088	47.04 1.852	38.96 1.534
037	69.32 2.729	63.50 2.500	55.42 2.182

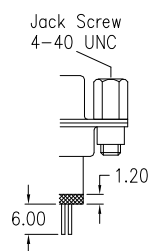
Options



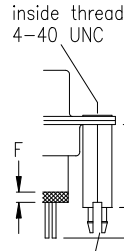
T0



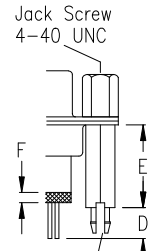
T



TJ



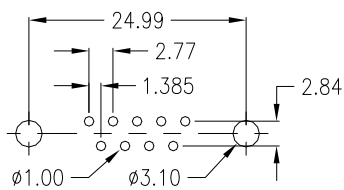
BR



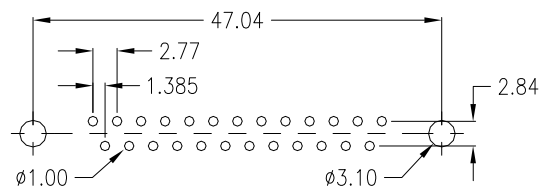
BRJ

D	E	F	Option
3.00	12,70	1.20	3
3.20	14,50	1.20	4

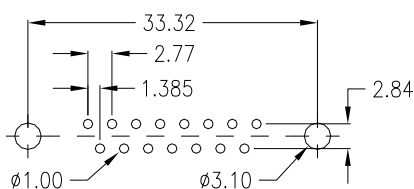
PCB Layout „male“



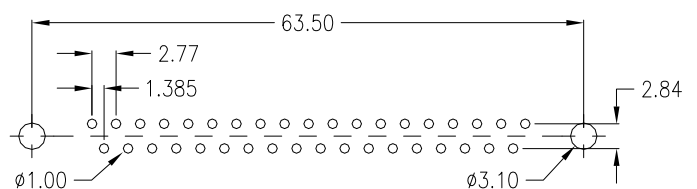
9 pin



25 pin



15 pin



37 pin