

Ordering Code

SHM - xxx - B111 - 55 / XXX

No. of contacts

Option

Plating: **-55** = gold

General Specification page 72

| No. of contacts | Dimension | | |
|-----------------|-----------|-------|-------|
| | A | B | C |
| 015 | 30.81 | 24.99 | 16.92 |
| | 1.213 | .984 | .666 |
| 026 | 39.14 | 33.32 | 25.25 |
| | 1.541 | 1.312 | .994 |
| 044 | 53.04 | 47.04 | 38.96 |
| | 2.088 | 1.852 | 1.534 |
| 062 | 69.32 | 63.50 | 55.42 |
| | 2.729 | 2.500 | 2.182 |

Options

| | D | E | Option |
|--|------|-------|----------|
| | 3,80 | 9,60 | 1 |
| | 5,30 | 11,00 | 2 |
| | 7,20 | 12,70 | 3 |
| | 7,40 | 13,50 | 5 |

Standard: **T0** if „D“ = 5.30mm
On request: **T02** if „D“ = 3.80mm

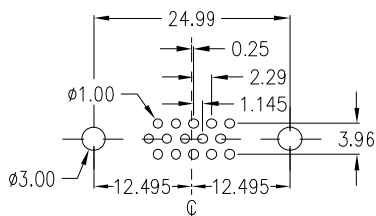
Standard: **T** if „D“ = 5.30mm
On request: **T2** if „D“ = 3.80mm

Standard: **TJ** if „D“ = 5.30mm
On request: **TJ2** if „D“ = 3.80mm

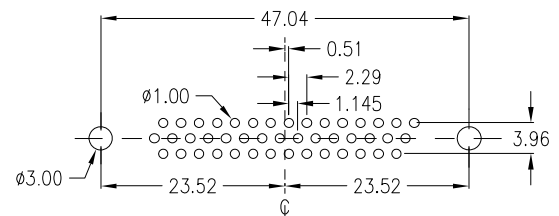
BR Board Lock

BR J Jack Screw Board Lock

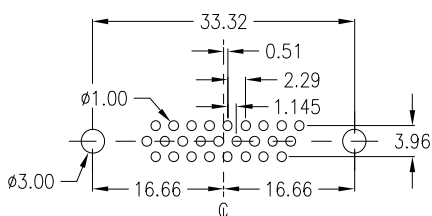
PCB Layout „male“



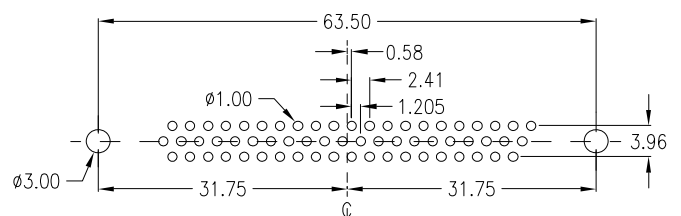
15 pin



44 pin



26 pin



62 pin