

Ordering Code

SDF - xxx - B111 - 95 / XXX

No. of contacts

Option

Plating: -95 = tin(leadfree)/gold

General Specification page 72

No. of contacts	Dimension		
	A	B	C
009	30.81 1.213	24.99 .984	16.33 .643
015	39.14 1.541	33.32 1.312	24.66 .971
025	53.04 2.088	47.04 1.852	38.38 1.511
037	69.32 2.729	63.50 2.500	54.84 2.159

Options

mounting hole
Ø 3.05

thread rivet
4-40 UNC

Jack Screw
4-40 UNC

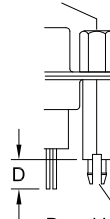
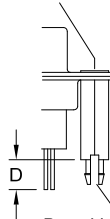
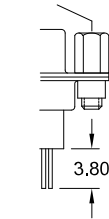
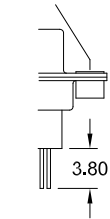
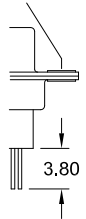
inside thread
4-40 UNC

Jack Screw
4-40 UNC

D ±0.20

E

Option



3,20	12,70
3,50	11,00
3,20	14,50
4,20	13,50

1
2
4
5

T0

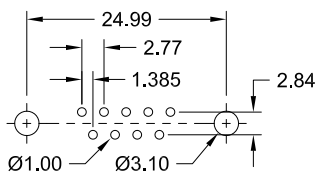
T

TJ

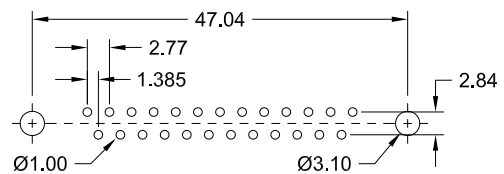
BR

BRJ

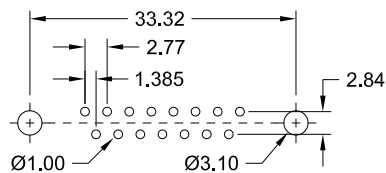
PCB Layout „female“



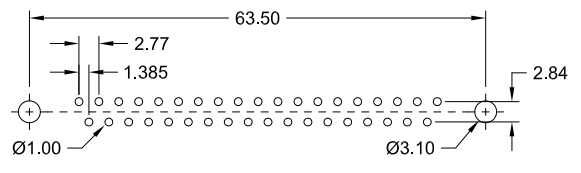
9 pin



25 pin



15 pin



37 pin